



National
Defence


Défense
nationale

A-CR-CCP-913/PW-001



Canadian Cadet Organizations

Pipe Band – Snare Drum Reference Manual



Chapter 1

Snare Drum – Level One



Canada 

Chapter 1 – Table of Contents

	Tempo (BPM)	Page
Section 1 Technique Exercises		
Single Strokes	96	1-1-1
Double Strokes	96	1-1-2
Flams	90	1-1-3
Triplets	96	1-1-4
Paradiddles	90	1-1-5
Buzz Stroke Introduction	90	1-1-7
Section 2 Repertoire		
Mairi's Wedding - Étude	96	1-2-1
The Green Hills of Tyrol – Étude	96	1-2-2
Scotland The Brave – Étude	96	1-2-3
The Nut Brown Maiden – Étude	96	1-2-4
The Fairy Lullaby – Étude	48	1-2-5
The Song of the Glen – Étude	48	1-2-6

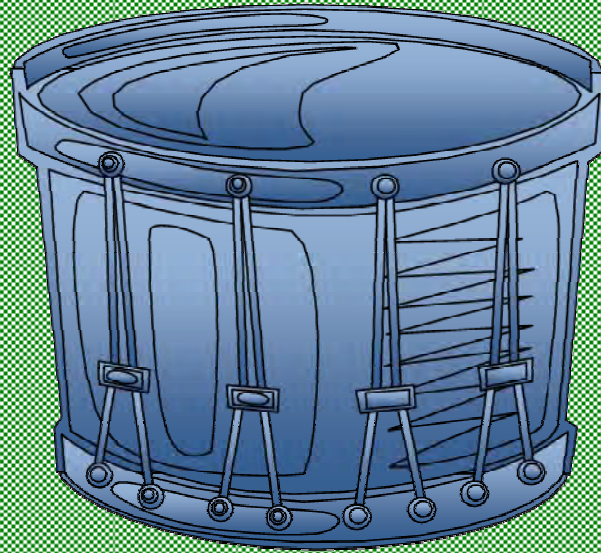


1-1



**C
H
A
P
T
E
R

1**



Section 1

Technique Exercises



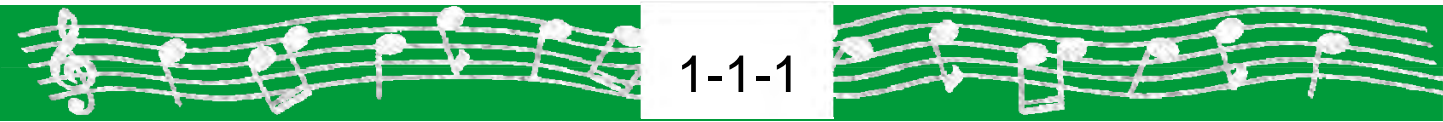
Single Strokes

1 $\frac{2}{4}$ ||:  :||

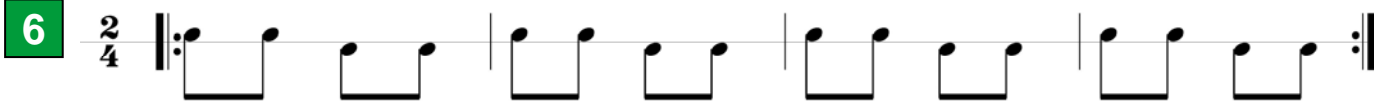
2 $\frac{2}{4}$ ||:  :||

3 $\frac{4}{4}$ ||:  :||


4 $\frac{6}{8}$ ||:  :||





Double Strokes




Flams

7 $\frac{2}{4}$ 

8 $\frac{2}{4}$ 

9 $\frac{2}{4}$ 

10 $\frac{2}{4}$ 

- To play the flam, two strokes are played closely together with a small separation.
- They must strike close enough to almost sound like one stroke.
- A flam is a type of grace note or embellishment. In pipe band music the grace note has three purposes: To separate two notes, to accent a specific note, and to embellish a specific note.

Right Flam



- When playing a right flam, hold the right stick slightly higher.

Left Flam




- When playing a left flam, hold the left stick slightly higher.



1-1-3




Triplets

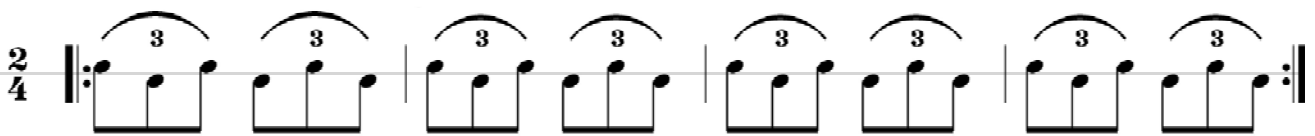
11 

12 

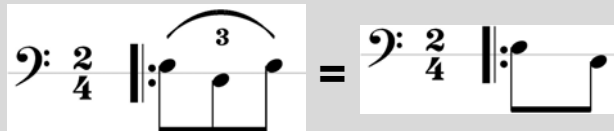
13 

14 

15 

16 

- A triplet is not a rudiment, it is a rhythm.
- A triplet is three notes played in the same time as two notes of the same duration.



1-1-4



Paradiddles



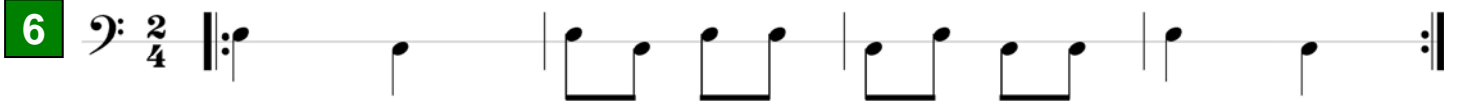
- The paradiddle rudiment consists of three strokes, two single strokes and one double stroke.
- Each stroke should have the same volume and be the same weight.



1-1-5



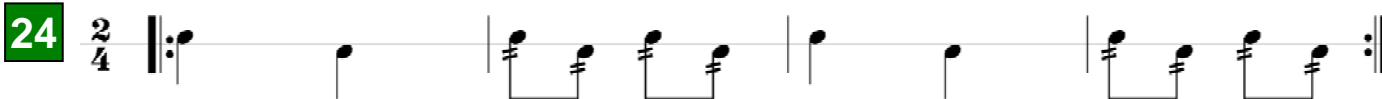
Paradiddles



1-1-6



Buzz Stroke Introduction



- The buzz stroke consists of a “Buzz” of two single strokes.
- The buzz sound occurs when the drumstick bounces slight when striking the drum.



1-1-7



Buzz Stroke Introduction

6

7

8

9

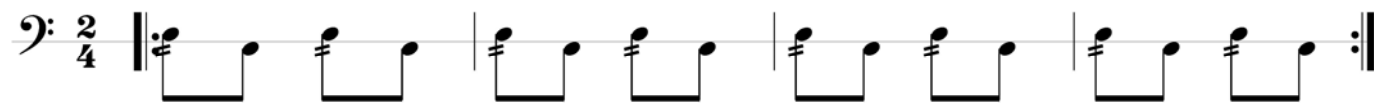
10





1-1-8





Buzz Stroke Introduction

11 

12 

13 

14 

15 

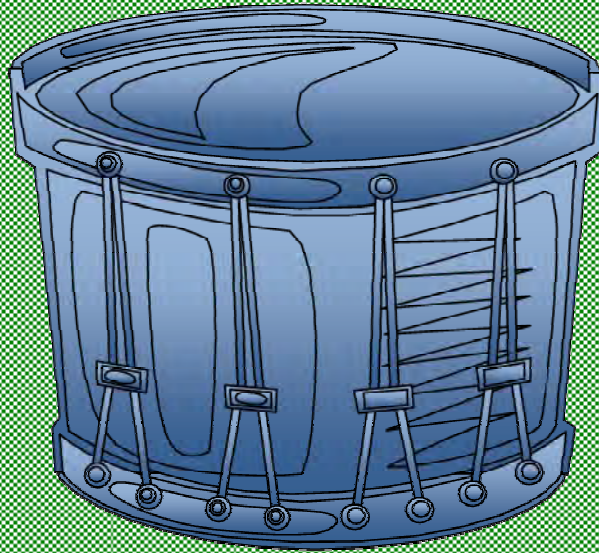


1-1-9



**C
H
A
P
T
E
R

1**



Section 2

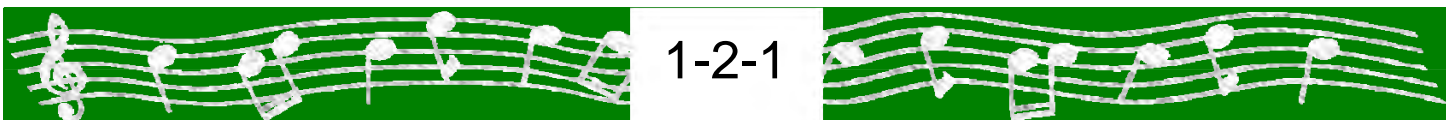
Repertoire



Mairi's Wedding

March
Étude

The musical score is written in 2/4 time on a single treble clef staff. It consists of 16 measures, divided into two 8-measure phrases. The first phrase begins with a repeat sign and a key signature change to one flat. The melody is characterized by eighth-note patterns, often beamed in pairs, with accents over the first notes of several measures. The second phrase also begins with a repeat sign and concludes with a double bar line and repeat dots. The overall style is that of a simple, rhythmic march.



The Green Hills of Tyrol

Retreat March
Étude

The musical score is written in 3/4 time with a treble clef. It consists of four staves of music. The first staff begins with a repeat sign and contains a sequence of eighth notes, followed by two triplet eighth notes, and then more eighth notes. The second staff continues this pattern with another triplet. The third and fourth staves feature more complex rhythmic patterns, including multiple triplet eighth notes and sixteenth notes, all connected by slurs. The piece concludes with a final double bar line.



1-2-2



Scotland The Brave

March
Étude

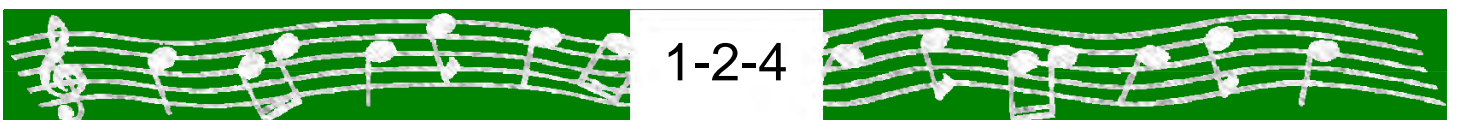


1-2-3



The Nut Brown Maiden

March
Elementary



The Song of The Glen

Slow March
Étude

Musical score for 'The Song of The Glen' in 6/8 time, featuring a slow march and étude. The score consists of four staves of music. The first staff begins with a treble clef, a 6/8 time signature, and a repeat sign. The melody is composed of eighth and sixteenth notes, with several triplet markings (indicated by a '3' above a bracket) in the final measures. The second staff continues the melody with similar rhythmic patterns and triplet markings. The third staff starts with a repeat sign and continues the melodic line, incorporating more triplet markings. The fourth staff concludes the piece with a final triplet and a double bar line.



1-2-6

