



**ROYAL CANADIAN AIR CADETS
PROFICIENCY LEVEL FOUR
INSTRUCTIONAL GUIDE**



SECTION 1

EO M420.01 – DESCRIBE CANADIAN AIR FORCE TRADITIONS

Total Time: 30 min

PREPARATION

PRE-LESSON INSTRUCTIONS

Resources needed for the delivery of this lesson are listed in the lesson specification located in A-CR-CCP-804/PG-001, *Proficiency Level Four Qualification Standard and Plan*, Chapter 4. Specific uses for said resources are identified throughout the instructional guide within the TP for which they are required.

Review the lesson content and become familiar with the material prior to delivering the lesson.

Photocopy the handout located at Attachment A for each cadet.

PRE-LESSON ASSIGNMENT

Nil.

APPROACH

An interactive lecture was chosen for this lesson to orient the cadets to the topic of Canadian Air Force traditions and to create interest in the subject.

INTRODUCTION

REVIEW

Nil.

OBJECTIVES

By the end of this lesson the cadet shall describe Canadian Air Force traditions.

IMPORTANCE

It is important for cadets to know the history and traditions of the Canadian Forces (CF), and in particular, the Air Force, so they will be aware of the historical background of traditions in which they participate and observe.

Teaching Point 1**Describe formal dinners.**

Time: 15 min

Method: Interactive Lecture

FORMAL DINNERS

Christmas dinner. A Christmas tradition within the military is to have the youngest member of a unit become the honorary wing commander / commanding officer (CO). The present practice of role reversal with minor privileges dates back to Roman times, but the custom became a standard practice in the British military during the 18th century. To offset the boredom of waiting and watching during war, officers would organize celebrations for the men.

The recent addition is for another private to exchange coats with the chief warrant officer (CWO) / squadron warrant officer (SWO). The remaining officers and warrant officers prepare and / or serve the enlisted members. The officers use the Christmas dinner to boost morale and to show appreciation for the enlisted ranks.

Mess dinner. The most important mess tradition of the CF. Historically, the mess dinner was the time, after working hours, when members sat down for dinner with their CO. It was the custom of the day when every officer lived in the mess and officers were required to dress for dinner. The mess dinner was a result of the rules of gentlemanly conduct. The present-day mess dinner evolved from the customs and traditions of former Royal Canadian Air Force (RCAF) officers' messes and can be adapted for use by senior non-commissioned members (NCM) and junior members.

A mess dinner is considered a parade requiring all unit members to attend. Dress, time of assembly and other details are specified. To enjoy the formality of the setting, immature or offensive behaviour is not tolerated. The President of the Mess Committee (PMC) ensures that a high standard of decorum is maintained.

The official host is normally the senior officer / non-commissioned officer (NCO) of the organization or a representative. The guest of honour is escorted to the mess or met at the entrance by the official host. The official host and the guest of honour are met by the PMC, who will introduce both to the members of the mess.

A piper or bugler announces a 15-minute and 5-minute notice to the members before the start of the dinner. During World War II (WW II), Group Captain Fullerton introduced the use of the piper during a mess dinner to celebrate Robbie Burns Day. The association with the Scottish heraldry has continued with this tradition.

The use of a head table dates back to the time when military units were full of single officers and the mess was their home. The CO wanted to ensure all members were in attendance and observe their behaviour. The head table was established with other members of the mess placed at tables extending out from the head table like arms, permitting the CO to see everyone.

The loyal toast differs among elements within the CF. The Air Force tradition includes the port being piped in by a piper. The port decanter never touches the table, symbolizing the flying aspect of the Air Force. The actual toast is the same throughout the CF; it is a toast to The Queen of Canada / La Reine du Canada.

Traditionally, a gentleman's evening wear was black tie. A military adaptation of a formal mess uniform was first developed with the air force pattern in the late 1920s. As fashions changed, the mess kit pattern changed. During unification in 1968, a new tri-service mess dress was adopted by the CF. The army and navy have returned to their more traditional mess kits but Air Command decided to retain the tri-service mess kit. Members are responsible for the purchase of their mess kit.

Dining-in night. An informal dinner for the members of the mess. To retain the family spirit among the members of the mess, an informal dinner is held to welcome and say goodbye to members. Dress is less formal but attendance is mandatory, unless excused by the PMC. Dinner can be served as a buffet or a normal meal and arranged seating is not required, except the CO and SWO occupy their normal positions.

Mixed dinner. A mixed formal dinner or dining-in night when spouses / guests are invited to join the members of the mess.

A mixed formal dinner follows the protocol for a mess dinner with the addition of a receiving line. The gentleman escorts the lady seated to his right and will fill the glass of the lady to his left when the port is passed. Ladies, other than commissioned officers, will not stand during the playing of marches.

A mixed dining-in night is less formal but follows the procedure for a dining-in night. The reviewing line is comprised of the CO or SWO and spouse / guest, senior military guest and spouse / guest and the PMC and spouse / guest.

The names of the member and guest are announced as they begin the receiving line.

CONFIRMATION OF TEACHING POINT 1

QUESTIONS:

- Q1. When does the youngest member of a unit become the honorary wing command / CO?
- Q2. What is the most important mess tradition of the CF?
- Q3. For what dinners are spouses / guests invited to join the members of the mess?

ANTICIPATED ANSWERS:

- A1. Christmas dinner.
- A2. A mess dinner.
- A3. Mixed dinners, such as;
- mixed formal dinner, and
 - mixed dining-in night.

Teaching Point 2

Describe missing-man formations.

Time: 5 min

Method: Interactive Lecture

MISSING-MAN FORMATIONS

The missing-man formation is a flypast during which a four-aircraft formation flies past with the number three aircraft either missing or performing a pull-up manoeuvre leaving the formation to signify a lost comrade in arms.



Most formations use four aircraft with the number three aircraft performing the pull-up manoeuvre. Some formations include more than the customary four aircraft.



Distribute the handout located at Attachment A to each cadet.

During World War I (WW I) the Royal Air Force (RAF) crews would perform flyovers when they returned to their home airfields to alert the ground crews that they were returning to base. During the flyover, the ground

crews would take note of how many crews were returning. The layout of a tight formation was very rigid and the ground crews were able to figure out who was missing.

The first official missing-man formation is rumoured to have occurred during WW I when British fighter pilots flew over the funeral of Manfred 'Red Baron' von Richthofen as a sign of respect. The RAF performed the first public missing-man formation in 1935 when flying over a review for King George V. During WW II, the missing-man formation evolved into a ceremonial tradition as part of the RAF.

Other air forces have adapted the use of the missing-man formations during military funerals and ceremonies.

CONFIRMATION OF TEACHING POINT 2

QUESTIONS:

- Q1. What does the missing-man formation represent?
- Q2. When was the missing-man formation first rumoured to have occurred?
- Q3. What do other air forces use missing-man formations?

ANTICIPATED ANSWERS:

- A1. A flypast during which a four-aircraft formation flies past with the number three aircraft either missing or performing a pull-up manoeuvre leaving the formation to signify a lost comrade in arms.
- A2. During WW I, British fighter pilots flew over the funeral of Manfred 'Red Baron' von Richthofen as a sign of respect.
- A3. Military funerals and ceremonies.

Teaching Point 3

Describe change of command ceremonies.

Time: 5 min

Method: Interactive Lecture

CHANGE OF COMMAND CEREMONIES

The change of command ceremony dates to the 18th century during the reign of Frederick the Great of Prussia. Organizational flags were developed with colour arrangements and symbols unique to each particular unit. The soldiers of the unit dedicated their loyalty to the flag and its commander. When a change of command took place, it was done in front of the unit by passing the flag to the individual assuming command. The unit witnessed their new leader assuming his dutiful position.

Modern change of command ceremonies can be as simple as a signing ceremony conducted in an office or auditorium or can involve a wing / squadron review being held to mark the occasion. A presiding officer, normally the senior formation commander, is the reviewing officer (RO).

The format of the change of command has been adjusted if it takes place on parade. The ceremony includes:

- The incoming CO arrives with the RO and accompanies the RO as part of the inspection party.
- The outgoing CO marches the wing / squadron past once and reforms on the inspection line.
- Presentations, certificates signing and addresses are made.
- The incoming and outgoing COs exchange positions.
- The wing / squadron under command of the incoming CO marches past the outgoing CO.

- The wing / squadron advances in review order and pays compliments to the departing RO.
- The RO departs accompanied by the outgoing CO.

The signing ceremony involves the passing of the unit colours and the signing of the change of command certificates under the supervision of the presiding officer. Passing the unit colours, signifying the transfer of command includes:

- The presiding officer and the incoming CO move to a position in front of the dais.
- The outgoing CO proceeds forward and halts in front of the presiding officer.
- The Colour bearers are ordered to advance with the outgoing CO.
- The outgoing CO salutes the presiding officer.
- The Colour bearers present the Colours (starting with the Queen's Colour) to the outgoing CO.
- The outgoing CO hands the Colours to the incoming CO.
- The incoming CO hands the Colours back to the bearers.
- The bearers face the inspection line.
- The incoming CO orders the Colour bearers to return to their post.
- The incoming and outgoing COs move to a table beside the dais to sign the change of command certificates.

CONFIRMATION OF TEACHING POINT 3

QUESTIONS:

- Q1. Name two locations where a change of command ceremony is held.
- Q2. Who does the incoming CO march the wing / squadron past?
- Q3. What does the exchange of the unit colours signify?

ANTICIPATED ANSWERS:

- A1. In an office or on parade.
- A2. The outgoing CO.
- A3. The transfer of command.

END OF LESSON CONFIRMATION

QUESTIONS:

- Q1. Why does the port decanter not touch the table in an Air Force mess?
- Q2. How many aircraft usually form the missing-man formation?
- Q3. When did the change of command ceremony originate?

ANTICIPATED ANSWERS:

- A1. Symbolizes the flying aspect of the Air Force.
- A2. Three or four.
- A3. In the 18th century during the reign of Frederick the Great of Prussia.

CONCLUSION

HOMEWORK / READING / PRACTICE

Nil.

METHOD OF EVALUATION

Nil.

CLOSING STATEMENT

As members of Royal Canadian Air Cadets, basic knowledge of the rich history and traditions of the CF, and in particular, the Air Force, will be forever a part of one's history. Maintaining these traditions contributes to a squadron's esprit de corps.

INSTRUCTOR NOTES / REMARKS

Cadets who are qualified Leadership and Ceremonial Instructor may assist with aspects of this instruction.

REFERENCES

A0-002 A-PD-201-000/PT-000 Directorate of Heritage and History 3-2. (2005). *The Canadian Forces manual of drill and ceremonial*. Ottawa, ON: Department of National Defence.

A3-185 14 Wing Public Affairs. (2007). *Annual military Christmas dinner*. Retrieved February 9, 2009, from <http://www.airforces.forces.gc.ca/14w-14e/nr-sp/index-eng.asp?cat=126&id=5152>

A3-186 Stewards Online. (2007). *Mess dinner procedures*. Retrieved February 9, 2009, from http://stewardsonline.com/file/messdinner_3.pdf

A3-187 The Royal Canadian Regiment (The RCR). (2001). *Mess dinners, dining-in nights, mixed dinners*. Retrieved February 9, 2009, from http://www.thercr.ca/rcr_publications/rso/08A_annA_2001.doc

A3-188 CanMilAir. (2009). *A history of the air services in Canada*. Retrieved February 9, 2009, from <http://www.canmilair.com/rcahistory.htm>

C3-318 All POW-MIA. *Histories: The missing man formation*. Retrieved January 28, 2009, from <http://www.aiipowmia.com/histories/histformation.html>

MISSING-MAN FORMATIONS



Figure A-1 Missing-Man Formation with Aircraft Departing Formation

Note. From *Mission Accomplished—Honorary Colonel Charley Fox Honoured*, by B. Dickson. Canada's Air Force. Retrieved March 27, 2009, from http://www.forces.gc.ca/site/newsroom/new_e.asp?cat=1148&id=7217



Figure A-2 Missing-Man Formation With Vacant Position

Note. From *PAPA Petaluma*, by Petaluma Area Pilots Association, 2009. Retrieved March 27, 2009, from <http://www.papapetaluma.org>

THIS PAGE INTENTIONALLY LEFT BLANK



**ROYAL CANADIAN AIR CADETS
PROFICIENCY LEVEL FOUR
INSTRUCTIONAL GUIDE**



SECTION 2

EO M420.02 – IDENTIFY ROYAL CANADIAN AIR FORCE (RCAF) RANKS

Total Time:	30 min
-------------	--------

PREPARATION

PRE-LESSON INSTRUCTIONS

Resources needed for the delivery of this lesson are listed in the lesson specification located in A-CR-CCP-804/PG-001, *Proficiency Level Four Qualification Standard and Plan*, Chapter 4. Specific uses for said resources are identified throughout the instructional guide within the TP for which they are required.

Review the lesson content and become familiar with the material prior to delivering the lesson.

Photocopy the rank worksheets located at Attachments A–C for each cadet.

Photocopy the RCAF–CF Rank Comparison Sheet located at Attachment D for each cadet.

PRE-LESSON ASSIGNMENT

Nil.

APPROACH

An interactive lecture was chosen for TPs 1 and 2 to clarify and emphasize the RCAF ranks.

An in-class activity was chosen for TP 3 as an interactive way to confirm the cadets' knowledge of RCAF ranks.

INTRODUCTION

REVIEW

Nil.

OBJECTIVES

By the end of this lesson the cadet shall be expected to identify RCAF ranks.

IMPORTANCE

It is important for cadets to recognize the historical background of the RCAF ranks as they relate to the present air cadet and CF ranks.

Teaching Point 1**Identify RCAF non-commissioned ranks.**

Time: 10 min

Method: Interactive Lecture

The Royal Air Force (RAF) developed its rank insignias in 1918 moving from the British army ranks. With the formation of the Royal Canadian Air Force (RCAF) on April 1, 1924, the rank structure of its airmen and officers were similar to the ranks worn by the RAF and other Commonwealth countries. The rank insignias closely resembling the air cadet ranks were used from 1939 until unification on February 1, 1968, at which time the Canadian Forces (CF) amalgamated the rank structure to its present design. In 1988, the air force returned to traditional uniform colour but retained the present rank insignias.



Distribute the RCAF Non-Commissioned Ranks Worksheet located at Attachment A to each cadet. Have the cadets label the rank badges as presented.

NON-COMMISSIONED RANKS

The non-commissioned rank insignia was worn centred on the upper sleeve on all orders of dress except the Warrant Officer's (WO) insignia which was worn on the cuff.

The RCAF rank of Aircraftman 2nd class (AC2) had no insignia. The present CF rank insignia of Private (Pte) also has no insignia.

The RCAF rank of Aircraftman 1st class (AC1) had no insignia. The present CF rank insignia of Private Trained (Pte [T]) is a single inverted chevron.



The RCAF ranks of AC2 and AC1 had no distinguishing badges.

The RCAF rank of Leading Aircraftman (LAC) was a propeller. The present CF rank insignia of Corporal (Cpl) is two inverted chevrons.

The RCAF rank of Cpl had two inverted chevrons and was equal to the present CF rank of Master Corporal (MCpl). The MCpl insignia has a maple leaf above the two inverted chevrons.

An RCAF Sergeant (Sgt) had three inverted chevrons and is equal to the present CF rank of Sgt except the present insignia has a maple leaf above the three inverted chevrons.

The RCAF rank of Flight Sergeant (F/Sgt) had a brass or cloth crown worn above three inverted chevrons. The design of the crown changed from the King's Crown to the Queen's Crown with the coronation of Queen Elizabeth II in 1952. The present CF rank insignia of WO is the St. Edward's crown.

The RCAF rank of Warrant Officer 2nd Class (WO2) was the King's or Queen's Crown. The present CF rank insignia of Master Warrant Officer (MWO) has the St. Edward's crown inside a laurel wreath.

The senior RCAF non-commissioned rank was Warrant Officer 1st Class (WO1) had the British Coat of Arms. The present CF rank insignia of Chief Warrant Officer (CWO) has a larger sized Coat of Arms of Canada.



With the introduction of the Air Cadet Flight Corporal (FCpl) rank, the ranks for LAC and Cpl within the air cadet program have moved to parallel the Navy and Army cadet ranks of Able Cadet (AB) / Pte and Leading Seaman (LS) / Cpl.

CONFIRMATION OF TEACHING POINT 1

QUESTIONS:

- Q1. The RCAF ranks were similar to what air force ranks?
- Q2. When did the RCAF ranks change to the present rank structure?
- Q3. What two crowns were used on the WO2 insignia?

ANTICIPATED ANSWERS:

- A1. RAF.
- A2. At unification on February 1, 1968.
- A3. King's or Queen's Crown.

Teaching Point 2

Identify RCAF officer ranks.

Time: 10 min

Method: Interactive Lecture

The RCAF officer ranks were divided into two categories: officers and air ranks (officers).




Distribute the RCAF Officer Ranks Worksheet located at Attachment B to each cadet. Have the cadets label the rank badges as presented.

OFFICER RANKS

Officer ranks were based on flying appointments. Officer ranks were organized into three levels similar to today's organization, to include:

- subordinate officers,
- junior officers, and
- senior officers.



Officer rank insignias were shown by different widths of ribbon. The RCAF ribbons included two shades of blue in thin, medium and thick widths. Each band included a strip of a lighter shade of blue between two strips of a darker shade of blue. The CF ribbons have the same widths but are a single colour of gold or blue, depending on the uniform.

Subordinate Officers

The RCAF rank for an Officer Cadet (O/C) had no insignia. The present CF rank for Officer Cadet (OCdt) has a single thin gold band.

Junior Officers

The RCAF rank for Pilot Officer (P/O) had a single thin blue band. The CF rank equivalent is Second Lieutenant (2Lt), which has a medium gold band.

The RCAF rank for Flying Officer (F/O) had a single medium blue band. The CF rank equivalent is Lieutenant (Lt), which has a medium and thin gold band.

The RCAF rank for Flight Lieutenant (F/L) had two medium blue bands. The CF rank equivalent is Captain (Capt), which has two medium gold bands.

Senior Officers

The RCAF rank for Squadron Leader (S/L) had a thin blue band between two medium blue bands. The CF rank equivalent is Major (Maj), which has a single thin gold band between two medium gold bands.

The RCAF rank for Wing Commander (W/C) had three medium blue bands. The CF rank equivalent is Lieutenant Colonel (LCol), which has three medium gold bands.

The RCAF rank for Group Captain (G/C) had four medium blue bands. The CF rank equivalent is Colonel (Col), which has four medium gold bands.



Similar to today's appointments, a W/C would command a Squadron and a G/C would command a wing. An Air Commodore would command an air group.

Air Ranks (Officers)



The first blue band used on the RCAF air rank insignia was a thick band of light coloured blue between two medium bands of dark coloured blue. To show the difference in the ranks, blue medium bands were added on the RCAF officer rank insignia. Today's general officers have a wide gold band on their tunic cuff and the rank insignia worn on their shoulders has the St. Edward's crown above a crossed sabre and baton. Below are various numbers of gold maple leaves which identify the rank.

Similar to flag officers within the navy structure for admirals and general officers within the army structures, the air ranks or officers categorized the most senior air force ranks similar to today's generals.



Distribute the Air Ranks (Officers) Rank Worksheet located at Attachment C to each cadet. Have the cadets label the rank badges as presented.

The RCAF rank for Air Commodore (A/C) has no additional ribbon above the thick blue band. The CF rank equivalent is Brigadier-General (BGen), which has one gold Maple leaf.

The RCAF rank for Air Vice Marshal (A/V/M) has a medium thin blue band above the thick blue band. The CF rank equivalent is Major-General (MGen), which has two gold Maple leaves.

The RCAF rank for Air Marshal (A/M) has two medium blue bands above the thick blue band. The CF rank equivalent is Lieutenant-General (LGen), which has three gold Maple leaves.

The RCAF rank for Air Chief Marshal (A/C/M) has three medium blue bands above the thick blue band. The CF rank equivalent is General (Gen), which has four gold Maple leaves.

CONFIRMATION OF TEACHING POINT 2**QUESTIONS:**

- Q1. Name the three levels of officer ranks.
- Q2. What CF rank is equal to Flight Lieutenant?
- Q3. What are air ranks within the RCAF officer structure?

ANTICIPATED ANSWERS:

- A1. Officer ranks included:
- subordinate officers,
 - junior officers, and
 - senior officers.
- A2. Captain.
- A3. The most senior air force ranks similar to today's generals.

Teaching Point 3

Conduct an activity matching RCAF ranks with present Canadian air force ranks.

Time: 5 min

Method: In-Class Activity

ACTIVITY**OBJECTIVE**

The objective of this activity is to have the cadets identify RCAF ranks.

RESOURCES

- RCAF–CF Rank Comparison Sheet located at Attachment D,
- RCAF–CF Rank Comparison Answer Sheet located at Attachment E, and
- Pen / pencil.

ACTIVITY LAYOUT

Nil.

ACTIVITY INSTRUCTIONS

1. Distribute a copy of the RCAF–CF Rank Comparison Sheet located at Attachment D to each cadet.
2. Allow the cadets three minutes to complete the RCAF–CF Rank Comparison Sheet.
3. Review answers using the RCAF–CF Rank Comparison Answer Sheet located at Attachment E.

SAFETY

Nil.

CONFIRMATION OF TEACHING POINT 3

The cadets' participation in the activity will serve as the confirmation of this TP.

END OF LESSON CONFIRMATION

The cadets' completion of the RCAF–CF Rank Comparison Sheet will serve as the confirmation of this lesson.

CONCLUSION

HOMEWORK / READING / PRACTICE

Nil.

METHOD OF EVALUATION

Nil.

CLOSING STATEMENT

The air cadet ranks except for flight corporal are based on the RCAF non-commissioned ranks. To understand and recognize the historical background of ranks develops pride in our aviation traditions. Cadets who have the opportunity to participate in an Air Cadet International Exchange to the United Kingdom will better understand and recognize the RAF ranks.

INSTRUCTOR NOTES / REMARKS

Nil.

REFERENCES

C3-326 Air Force Association of Canada. (2006). *CF & RCAF officer ranks*. Retrieved February 10, 2009, from http://www.airforce.qc.ca/gallery2_e.htm.

C3-328 Air Force Association of Canada. (2006). *CF & RCAF non-commissioned ranks*. Retrieved February 10, 2009, from http://www.airforce.qc.ca/gallery1_e.htm.

RCAF Non-Commissioned Ranks Worksheet

Label ranks as presented.













RCAF Officer Ranks Worksheet

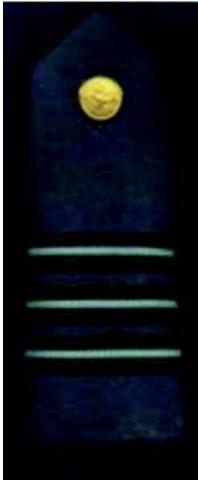
Label ranks as presented.













RCAF Air Rank (Officer) Ranks Worksheet

Label ranks as presented.









THIS PAGE INTENTIONALLY LEFT BLANK

RCAF–CF Rank Comparison Sheet

Match the RCAF rank insignia with the present CF rank insignia.

RCAF

CF



















THIS PAGE INTENTIONALLY LEFT BLANK

RCAF–CF Rank Comparison Answer Sheet

Match the RCAF rank insignia with the present day CF rank insignia.

RCAF

CF



MASTER CORPORAL



CHIEF WARRANT OFFICER



CAPTAIN



PRIVATE




LIEUTENANT



MASTER WARRANT OFFICER



WARRANT OFFICER



MAJOR



SECOND LIEUTENANT

THIS PAGE INTENTIONALLY LEFT BLANK



ROYAL CANADIAN AIR CADETS
PROFICIENCY LEVEL FOUR
INSTRUCTIONAL GUIDE



SECTION 3

EO C420.01 – DESCRIBE BATTLE HONOURS OF CANADIAN SQUADRONS

Total Time:

60 min

PREPARATION

PRE-LESSON INSTRUCTIONS

Resources needed for the delivery of this lesson are listed in the lesson specification located in A-CR-CCP-804/PG-001, *Proficiency Level Four Qualification Standard and Plan*, Chapter 4. Specific uses for said resources are identified throughout the instructional guide within the TP for which they are required.

Review the lesson content and become familiar with the material prior to delivering the lesson.

The activity in TP 4 uses learning stations. Learning stations are a form of group work, where the cadets learn by sorting through the information presented. When setting up learning stations, ensure there is enough room for each pair to be comfortable and adequate space for writing down information. When the cadets arrive at a learning station, all required information shall be available. Set up four learning stations for the battle honours of Canadian squadrons.

Photocopy the handouts located at Attachments A–D for each cadet.

Photocopy Canadian Squadrons List located at Attachment E (one per learning station) and the Battle Honours of Canadian Squadrons Answer Sheet (one per learning station) located at Attachment F.

PRE-LESSON ASSIGNMENT

Nil.

APPROACH

An interactive lecture was chosen for TPs 1–3 to clarify, emphasize, and summarize battle honours of Canadian squadrons.

An in-class activity was chosen for TP 4 as an interactive way to stimulate interest among cadets in battle honours of Canadian squadrons and to confirm the cadets' comprehension of the material.

INTRODUCTION

REVIEW

Nil.

OBJECTIVES

By the end of this lesson the cadet shall be expected to describe battle honours of Canadian squadrons.

IMPORTANCE

It is important for cadets to recognize the historical importance of awarding battle honours to Canadian squadrons as part of our history and to recognize the professional performance of the pilots and crews of Canadian squadrons.

Teaching Point 1**Describe the origin of granting battle honours.**

Time: 15 min

Method: Interactive Lecture

Battle honours are awarded to units of the Canadian Forces to publicly recognize the presence of an Air Force squadron in a particular battle or campaign and the contribution of the squadron. The honours include both major and subsidiary battle honours.

Differences in the size and type of engagements are recognized by honouring separate engagements, campaigns or operations and the theatres or areas of the conflict. Major battle honours are essentially theatre honours awarded for operations that occur over an extended period. Subsidiary battle honours recognize specific geographical locations for which accurate and restricted dates can be applied.

ORIGIN OF GRANTING BATTLE HONOURS**Pre-World War Two (WW II)**

In 1768, the British sovereign King George III wanted to pay tribute to the battles of the army's regiments. Battle honours allowed the units to display their past achievements in war. The first battle honours presented to the British army originated with Tangier 1662–80.

For more than 300 years, the British continued this tradition. When a British colony fielded their own army, navy and air force, the British system of battle honours was adopted.

The system of naming and awarding battle honours became more structured. An honour is the name of a battle. The word "battle" defines a fight or hostilities between opposing forces. The definition extended beyond individual actions to include entire campaigns fought in various theatres of a war. Year dates were randomly added to battle honours but this evolved into a system of single year dates only when a battle covered more than one calendar year or to distinguish it from another battle of the same name that took place in a different year.

With World War One (WW I), the system of battle honours was formalized. Due to the global nature of the war, the British War Office prepared a list of the many battles involving units from throughout the Empire and identified those units eligible for the appropriate honour. To decide which Canadian regiments would receive the battle honour, a Battle Honours Committee was first established in Ottawa, Ont. in 1928.

Originally, battle honours were presented to mark a victory. This changed over time so that a battle considered a defeat could be recognized. A battle that was a defeat or a draw could still have a positive influence on the overall course of the war.



The bravery of the soldiers who stormed the shores at Dieppe was no less than the soldiers in Normandy. The knowledge learned at Dieppe assisted the allied landings on D-Day. The action in Hong Kong reflected honourably upon the units involved.

WW II

The youthful Royal Air Force (RAF) began to study battle honours during WW II and announced its first honour in 1947. Honours were awarded on a numbered squadron basis. The Royal Canadian Air Force (RCAF) adopted the RAF rules and lists with minor name changes, adding three Canadian home defence honours. Squadrons may only claim battle honours awarded to flying squadrons on a Canadian order of battle.



Squadrons that are numbered using the 400 series are identified as wartime overseas squadrons. Squadrons using the lower numbers are identified as home defence squadrons.



If a squadron was renumbered without a break in service, the squadron would retain previous battle honours (eg, 111 Squadron was renumbered to 440 Squadron without a break in service).

CONFIRMATION OF TEACHING POINT 1

QUESTIONS:

- Q1. On which system is Canadian battle honours based?
- Q2. Whose WW II rules and lists did the RCAF adopt?
- Q3. When was a Battle Honour Committee first established in Ottawa?

ANTICIPATED ANSWERS:

- A1. British.
- A2. RAF.
- A3. 1928.

Teaching Point 2

Describe the approval process.

Time: 10 min

Method: Interactive Lecture

All Canadian national honours and their approval are personally approved by the Sovereign. Unlike honours and awards administered by the Directorate of Honours and Recognition (DH&R), battle honours and unit distinctions are handled separately by National Defence Headquarters (NDHQ) / Director History and Heritage (DHH). On the completion of conflict, a Battle Honours Committee is established in Ottawa, Ont. to review proposed honours.

A combatant unit is an operational flying squadron whose functional purpose is to close with and conquer, neutralize or destroy the enemy as an effective fighting force. Non-combatant units and sub-units operating independently, operating as part of a formation or attached or in support of a combatant unit, cannot gain battle honours for themselves or their parent unit.

The approval process recognizes fundamental principles, to include:

- commemorating publicly a battle or campaign;
- giving fair recognition for outstanding achievement in battle;
- maintaining the prestige of awards by ensuring the recommendations recognize appropriate achievements;
- keeping the relative size of the operational commitment and the combat conditions of a war or campaign in perspective; and
- ensuring that all eligible units which honourably participated in an action are recognized equally.

Eligibility criteria also recognize the different conditions under which flying squadrons fight. Flying squadrons are required to carry out missions with one or many of their aircraft and fly simultaneous missions over a very large expanse of territory.

Additional details and special-case decisions may be obtained from NDHQ / DHH through the normal chain of command. Past criteria used by previous Battle Honour Committees are considered but additional criteria can also be developed.



The Governor-General approved a new award in 2002 that can be considered if a battle honour is not granted for a proposed operation in a war-torn country. The Commander-in-Chief Unit Commendation recognizes outstanding unit service in times of conflict, under direct enemy fire in war or warlike conditions, in an active theatre of operations.

Canada's policy for awarding honours on a group basis from a foreign country requires Canada's approval before an honour is accepted. A request must be submitted from a head of state or government to NDHQ / DHH to the Canadian Honours Policy Sub-Committee through normal diplomatic channels. The wearing of devices and emblems are considered separately in accordance with Canadian traditions and customs.

CONFIRMATION OF TEACHING POINT 2

QUESTIONS:

- Q1. Who administers the recommendation of battle honours and unit distinctions?
- Q2. When is a Battle Honour Committee established?
- Q3. How are additional details and special-case decisions obtained by NDHQ / DHH?

ANTICIPATED ANSWERS:

- A1. NDHQ / DHH.
- A2. On the completion of conflict.
- A3. Through the normal chain of command.

Teaching Point 3

Describe the presentation and display of battle honours.

Time: 10 min

Method: Interactive Lecture


DISPLAY

All battle honours are equal and are recorded and displayed in the order in which they were won. Major battle honours are shown in upper case and subsidiary honours are printed in lower case in print but in upper case when emblazoned on Colours (Standards), honour boards and regimental appointments.

A battle honour is emblazoned in the official language of a unilingual squadron; either French or English. Bilingual squadrons emblazon or inscribe their honours in both official languages.

Battle honours are emblazoned on Colours (Standards), honour boards, drums and other ceremonial equipment in the sequence approved by military and heraldic custom.

FLYING SQUADRON STANDARDS

 On April 10, 1958, Queen Elizabeth II approved the awarding of Standards to RCAF operational squadrons that have 25 years of continuous service.

Battle honours of the squadron would be inscribed on the Standard, in black. A battle honour list is displayed on both sides of a central figure (squadron crest / badge, motto). The honours are placed in two columns in their order of precedence, commencing at the top left as seen from the front and alternating from left to right downwards. If a unit has multiple honours, they can be displayed in four columns with the order of precedence being across the top left to right as seen from the front. If there are an odd number of honours, the last honour is placed centred below any central device or motto.

 Distribute the handouts located at Attachments A and B to each cadet.





Figure 1 Battle Honour Placement

Note. Created by Director Cadets 3, 2009, Ottawa, ON: Department of National Defence

Battle honours emblazoned on flying squadron Standards are limited in the number of honours to display. A maximum of eight WW II honours are displayed. Squadrons with more than eight honours will select primary honours first and then add subsidiary honours to bring the total to eight. For special duty areas (eg, Persian Gulf, Kosovo, future conflicts), there are no limits to battle honours being displayed on a flying squadron's Standard. Any change in the display of selected honours must come from the squadron and be approved by NDHQ / DHH.

 No battle honours were awarded to a Canadian air squadron for United Nations Operations —Korea 1950–53.

COLOUR BELT

The Colour belt issued for Air Command and flying squadron Standards have minimal emblazonment. Battle honours emblazoned on the Colour belt follows the same sequence as a drum major's belt (sash) and is at the squadron's expense.

BAND EQUIPMENT


Band equipment may be emblazoned with battle honours and honorary distinctions at the squadron's expense and must follow conventional military protocol.

Drum Major's Belt (Sash)

The normal sequence of devices used on a drum major's sash include, in order:

1. Crown and Royal Cypher,
2. Arms of Canada,
3. squadron title,
4. squadron badge or central device,
5. battle honours as described in Figure 1, and
6. additional authorized devices, such as honorary distinctions.

Drums



Drum heads will not be emblazoned. All emblazoning will appear on the drum shell.



Distribute the handout located at Attachment C to each cadet.

The emblazonment of the drum shell depends on the type of drums. Bass, side and tenor drums have two design features.

All drums show the full Arms of Canada with the squadron badge below. The side, tenor and kettle drums can show an enlarged squadron badge.

Battle honours on the bass drum are displayed below the markings. On side, tenor and kettle drums, the battle honours are displayed on either side of other markings.

CONFIRMATION OF TEACHING POINT 3

QUESTIONS:

- Q1. In what language are battle honours emblazoned?
- Q2. On what can battle honours be emblazoned?
- Q3. How is battle honours placed on a squadron standard?

ANTICIPATED ANSWERS:

- A1. Unilingual squadrons use the official language of the squadron but bilingual squadrons emblazon their honours in both official languages.

A2. Emblazoned on:

- Squadron Standard,
- honour board,
- drums, and
- other ceremonial equipment.

A3. Placed in two or four columns, in their order of precedence commencing at the top left as seen from the front.

Teaching Point 4

Conduct an activity where the cadets will identify battle honours of Canadian squadrons.

Time: 15 min

Method: In-Class Activity

ACTIVITY

OBJECTIVE

The objective of this activity is to have the cadets describe battle honours of Canadian squadrons.

RESOURCES

- Battle Honours of Canadian Squadrons Worksheet located at Attachment D (one per cadet),
- Canadian Squadron Lists located at Attachment E (one list per learning station),
- Battle Honours of Canadian Squadrons Answer Sheet located at Attachment F (one per learning station), and
- pen / pencil.

ACTIVITY LAYOUT

Set up four learning stations, to include:

- Battle Honours of Canadian Squadrons Answer Sheet (one per learning stations),
- Canadian Squadrons List (one list per learning stations), and
- pens / pencils.

ACTIVITY INSTRUCTIONS



Cadets will not rotate between learning stations but each group will complete the research at the original learning station.

1. Brief the cadets on the activity instructions, to include:
 - a. the time limit for research activity (10 minutes),
 - b. an explanation of the Battle Honours of Canadian Squadrons Answer Sheet, and
 - c. an explanation of the Canadian Squadrons List.
2. Distribute the Battle Honours of Canadian Squadrons Worksheet located at Attachments D (to each cadet).
3. Explain the Battle Honours of Canadian Squadrons Worksheet.
4. Divide the cadets into four groups and assign each group a number.
5. Have each group appoint a spokesperson.
6. Have the groups move to the learning station that corresponds to their group number.
7. Have each group complete the Battle Honours of Canadian Squadrons Worksheet by matching the Canadian Squadrons listed at the learning station with the corresponding battle honours.
8. Circulate around the room to facilitate the activities and help the cadets as required. If possible, assign other instructors to aid with supervision and facilitation.
9. Have each group spokesperson present their findings to all the groups so each cadet will leave the class with a complete list of squadrons and their battle honours.



Some squadrons have the same battle honours.

SAFETY

Nil.

CONFIRMATION OF TEACHING POINT 4

The cadets' participation in the activity will serve as the confirmation of this TP.

END OF LESSON CONFIRMATION

The cadets' completion of the Battle Honours activity worksheet will serve as the confirmation of this lesson.

CONCLUSION

HOMEWORK / READING / PRACTICE

Nil.

METHOD OF EVALUATION

Nil.

CLOSING STATEMENT

Battle honours are a significant part of the history of air force squadrons and recognize the professional skills and sacrifice of the men and women as pilots, members of the ground crew or support personnel in a time of conflict. Canada's battle honours are a source of pride for all Canadians.

INSTRUCTOR NOTES / REMARKS

Review Canadian squadron information to update any new battle honours granted.

REFERENCES

A0-099 A-AD-200-000/AG-000 Director History and Heritage (1999). *The honours, flags and heritage structure of the Canadian Forces*. Ottawa, ON: Department of National Defence.

A3-190 Directorate of History and Heritage. (2006). *Volume 4: Operational Air Squadrons*. Retrieved February 10, 2009, from <http://www.cmp-cpm.forces.gc.ca/dhh-dhp/his/ol-lo/vol-tom-4/index-eng.asp>

A3-198 Department of National Defence. (2008). *Squadrons celebrate battle honour*. Retrieved January 28, 2009, from http://www.airforce.forces.gc.ca/site/newsroom/news_e.asp?cat=114&id=7235

C0-426 RCAF.com. (2006). *The squadrons*. Retrieved April 8, 2009, from <http://www.rcaf.com/squadrons>

C3-330 John Boileau. (2003). *Canada's battle honours*. Retrieved February 10, 2009, from <http://www.legionmagazine.com/en/index.php/2003/09/canadas-battle-honours/>

WW II BATTLE HONOURS OF CANADIAN SQUADRONS

BATTLE OF BRITAIN, 1940

DEFENCE OF BRITAIN (with year dates)

ATLANTIC (with year dates)

ENGLISH CHANNEL AND NORTH SEA (with year dates)

BALTIC (with year dates)

FORTRESS EUROPE (with year dates)

Dieppe

FRANCE AND GERMANY, 1944–1945

Biscay Ports (with year dates)

Ruhr (with year dates)

Berlin (with year dates)

Normandy, 1944

Arnhem

Walcheren

Rhine

BISCAY (with year dates)

EGYPT AND LIBYA, 1942–1943

NORTH AFRICA, 1943

SICILY, 1943

ITALY (with year dates)

Salerno

Anzio and Nettuno

Gustav Line

Gothic line

CEYLON, 1942

EASTERN WATERS, 1942–1944

BURMA (with year dates)

ARCTIC, 1942

ALEUTIANS (with year dates)

NORTH-WEST ATLANTIC (with year dates)

PACIFIC COAST (with year dates)

POST WW II CONFLICTS

KOREA, 1950–1953

No battle honours were presented to Canadian squadrons

SPECIAL DUTY AREA

GULF AND KUWAIT

KOSOVO

BATTLE HONOURS DISPLAYED ON AIR SQUADRON STANDARDS

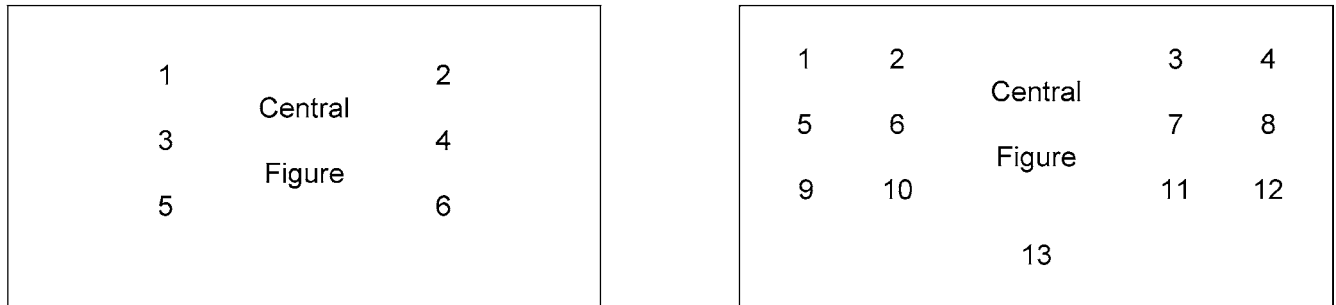


Figure B-1 Battle Honours Placement

Note. Created by Director Cadets 3, 2009, Ottawa, ON: Department of National Defence.




Figure B-2 425 Squadron Standard

Note. From National Defence and the Canadian Forces, *Volume 4: Operational Flying Squadrons*. Retrieved April 15, 2009, from <http://www.cmp-cpm.forces.gc.ca/dhh-dhp/his/ol-lo/vol-tom-4/772-eng.asp>

THIS PAGE INTENTIONALLY LEFT BLANK



Figure C-1 Battle Honours on Drums

Note. From *Wikimedia.org*, by R. Harvey, 2002, Erquinghem Lys, France. Copyright 2002 by R Harvey. Retrieved May 3, 2009, from [http://commons.wikimedia.org/wiki/File:DWR_Colours_Erquinghem_Lys_France_\(RLH\)_2005-11-12.jpg](http://commons.wikimedia.org/wiki/File:DWR_Colours_Erquinghem_Lys_France_(RLH)_2005-11-12.jpg)

THIS PAGE INTENTIONALLY LEFT BLANK

BATTLE HONOURS OF CANADIAN SQUADRONS WORKSHEET

Find and record the squadron number to match the Battle Honour groups.

Squadron	Battle Honour
	<ul style="list-style-type: none"> • BURMA, 1944–45.
	<ul style="list-style-type: none"> • FORTRESS OF EUROPE, 1944, • FRANCE AND GERMANY, 1944–45, • Normandy, 1944, • Arnhem, • Rhine, and • Aleutians, 1942–43.
	<ul style="list-style-type: none"> • FORTRESS EUROPE, 1941–44, • FRANCE AND GERMANY, • Biscay Ports, 1941–45, • Ruhr, 1941–45, • Berlin, 1941, • German Ports, 1941–45, • Normandy, 1944, • Walcheren, • Rhine, and • BISCAY, 1942–43.
	<ul style="list-style-type: none"> • ENGLISH CHANNEL AND NORTH SEA, 1943–45, • BALTIC, 1944–45, • Salerno, • FORTRESS OF EUROPE, 1943–45, • FRANCE AND GERMANY, 1944–45, • Rhine, • Biscay Ports, 1943–44, • Ruhr, 1943–45, • Berlin, 1944, • Normandy, 1944, • German Ports, 1943–45, • BISCAY, 1943–44, • SICILY, 1943, and • ITALY, 1943.
	<ul style="list-style-type: none"> • ATLANTIC, 1943–1945, • ENGLISH CHANNEL AND NORTH SEA, 1941–45, • FORTRESS EUROPE, 1942, • German Ports, 1942,

Squadron	Battle Honour
	<ul style="list-style-type: none"> • Normandy, 1944, and • BISCAY, 1942–45.
	<ul style="list-style-type: none"> • DEFENCE OF BRITAIN, 1945, • FORTRESS OF EUROPE, 1944, • Normandy, 1944, • FRANCE AND GERMANY, 1944–45, • Arnhem, • Walcheren, and • KOSOVO.
	<ul style="list-style-type: none"> • FORTRESS OF EUROPE, 1943–44, • FRANCE AND GERMANY, 1944–45, • Normandy, 1944, • Arnhem, and • Rhine.
	<ul style="list-style-type: none"> • DEFENCE OF BRITAIN, 1941–45, • ENGLISH CHANNEL AND NORTH SEA, • FORTRESS EUROPE, 1943–44, • FRANCE AND GERMANY, 1944–45, • Rhine, • Biscay Ports, 1944, • Normandy, 1944, and • BISCAY 1944.
	<ul style="list-style-type: none"> • FORTRESS EUROPE, 1941–44, • FRANCE AND GERMANY, 1944–45, • Dieppe, • Normandy, • Arnhem, • Rhine, and • BISCAY, 1942–43.
	<ul style="list-style-type: none"> • ENGLISH CHANNEL AND NORTH SEA, 1942–44, • Normandy, 1944, • Rhine, • BALTIC, 1942–44, • FORTRESS OF EUROPE, 1942–44, • BISCAY, 1942–44, • FRANCE AND GERMANY, 1944–45, • Biscay Ports, 1942–45, • Ruhr, 1942–45,

Squadron	Battle Honour
	<ul style="list-style-type: none"> • Berlin, 1943–44, and • German Ports, 1942–45.
	<ul style="list-style-type: none"> • ATLANTIC, 1942, • ENGLISH CHANNEL AND NORTH SEA, 1942–45, • FRANCE AND GERMANY, 1944–45, • Ruhr, 1944–45, • Rhine, • German Ports, 1944–45, • Normandy, 1944, and • BISCAY, 1942–43.
	<ul style="list-style-type: none"> • ENGLISH CHANNEL AND NORTH SEA, 1943–44, • BALTIC, 1943–44, • FORTRESS OF EUROPE, 1943–44, • Rhine, • FRANCE AND GERMANY, 1944–45, • Biscay Ports, 1943–44, • Ruhr, 1943–45, • Berlin, 1943–44, • German Ports, 1943–45, • Normandy, 1944, and • BISCAY, 1943–1944.
	<ul style="list-style-type: none"> • ATLANTIC, 1942–45, • ENGLISH CHANNEL AND NORTH SEA, 1944–45, • Normandy, 1944, and • BISCAY, 1944.
	<ul style="list-style-type: none"> • BATTLE OF BRITAIN, 1940, • DEFENCE OF BRITAIN, 1940–41, • ENGLISH CHANNEL AND NORTH SEA, 1942, • Dieppe, • Arnhem, • FORTRESS EUROPE, 1941–44, • FRANCE AND GERMANY, 1944–45, • Normandy, 1944, • Arnhem, and • Rhine.
	<ul style="list-style-type: none"> • DEFENCE OF BRITAIN, 1941–44, • FORTRESS EUROPE, 1942–44, • FRANCE AND GERMANY, 1944–45, • Normandy, 1944, and • Rhine.

Squadron	Battle Honour
	<ul style="list-style-type: none"> • ATLANTIC, 1942–45, • ENGLISH CHANNEL AND NORTH SEA, 1944–45, • Normandy, 1944, • BISCAY, 1944–45, and • ARTIC, 1942.
	<ul style="list-style-type: none"> • DEFENCE OF BRITAIN, 1942–43, • FORTRESS OF EUROPE, 1942–44, • FRANCE AND GERMANY, 1944–45, • Normandy, 1944, • Arnhem, and • Rhine.
	<ul style="list-style-type: none"> • FORTRESS OF EUROPE, 1944, • FRANCE AND GERMANY, 1944–45, • Normandy, 1944, • Arnhem, and • Rhine.
	<ul style="list-style-type: none"> • DEFENCE OF BRITAIN, 1941–44, • FORTRESS EUROPE, 1941–44, • ENGLISH CHANNEL AND NORTH SEA, 1944–45, • Arnhem, • Rhine, • Dieppe, • FRANCE AND GERMANY, 1944–45, and • Normandy, 1944.
	<ul style="list-style-type: none"> • ATLANTIC, 1941–43, • CEYLON, 1942, and • EASTERN WATERS, 1942–44.
	<ul style="list-style-type: none"> • DEFENCE OF BRITAIN, 1941–44, • ENGLISH CHANNEL AND NORTH SEA, 1942, • FORTRESS EUROPE, 1941–44, • Dieppe, • FRANCE AND GERMANY, 1944–45, • Normandy, 1944, and • Rhine.
	<ul style="list-style-type: none"> • BATTLE OF BRITAIN, 1940, and • DEFENCE OF BRITAIN, 1940–44.

Squadron	Battle Honour
	<ul style="list-style-type: none"> • ENGLISH CHANNEL AND NORTH SEA, 1942–43, • FORTRESS OF EUROPE, 1942–44, • FRANCE AND GERMANY, 1944–45, • Biscay Ports, 1943–44, • Ruhr, 1942–45, • Berlin, 1944, • German Ports, 1942–45, • Normandy, 1944, • Rhine, • BISCAY, 1942–43, • SICILY, 1943, • ITALY, 1943, • Salerno, and • KOSOVO.
	<ul style="list-style-type: none"> • FRANCE AND GERMANY, 1944–45, • Arnhem, and • Rhine.
	<ul style="list-style-type: none"> • DEFENCE OF BRITAIN, 1941–43, • FORTRESS OF EUROPE, 1942–44, • FRANCE AND GERMANY, 1944–45, • Dieppe, • Normandy, 1944, • Arnhem, and • BISCAY, 1943.
	<ul style="list-style-type: none"> • ENGLISH CHANNEL AND NORTH SEA, 1943, • FORTRESS OF EUROPE, 1944–45, • FRANCE AND GERMANY, 1944–45, • Biscay Ports, 1944, • Ruhr, 1943–45, • Berlin, 1943–44, • German Ports, 1943–45, • Normandy, 1944, • Rhine, and • BISCAY, 1943.
	<ul style="list-style-type: none"> • ATLANTIC, 1941–45, • ENGLISH CHANNEL AND NORTH SEA, 1941–45, • BALTIC, 1944–45, and • Normandy, BISCAY, 1943–44.

Squadron	Battle Honour
	<ul style="list-style-type: none"> • ENGLISH CHANNEL AND NORTH SEA, 1943–44, • BALTIC, 1943–44, • FORTRESS OF EUROPE, 1943–44, • FRANCE AND GERMANY, 1944–45, • Biscay Ports, 1944, • Ruhr, 1943–45, • Berlin, 1943–44, • German Ports, 1944–45, • Normandy, 1944, and • Rhine.
	<ul style="list-style-type: none"> • ENGLISH CHANNEL AND NORTH SEA, 1944–45, • BALTIC, 1944–45, • FORTRESS OF EUROPE, 1944, • FRANCE AND GERMANY, 1944–45, • Biscay Ports, 1944, • Ruhr, 1944–45, • Berlin, 1944, • German Ports, 1944–45, • Normandy, 1944, • Rhine, and • BISCAY, 1944.
	<ul style="list-style-type: none"> • DEFENCE OF BRITAIN, 1941–44, • FORTRESS EUROPE, 1943, • Rhine, • FRANCE AND GERMANY, 1944–45, • Normandy, 1944, • BISCAY, and • GULF WAR.
	<ul style="list-style-type: none"> • ENGLISH CHANNEL AND NORTH SEA, 1941–43, • BALTIC, 1941–43, • FORTRESS EUROPE, 1941–44, • FRANCE AND GERMANY, 1944–45, • Rhine, • Biscay Ports, 1941–44, • Ruhr, 1941–45, • Berlin, 1943–44, • German Ports, 1941–45, • Normandy, 1944, and • BISCAY, 1942–43.

Squadron	Battle Honour
	<ul style="list-style-type: none"> • ENGLISH CHANNEL AND NORTH SEA, 1943–44, • FORTRESS OF EUROPE, 1943–44, • FRANCE AND GERMANY, 1944–45, • Biscay Ports, 1943–44, • BALTIC, 1944, • FORTRESS OF EUROPE, 1943–44, • FRANCE AND GERMANY, 1944–45, • Biscay Ports, 1943–44, • Ruhr, 1943–45, • Berlin, 1943–44, • Normandy, 1944, • German Ports, 1943–45, • BISCAY, 1943–44, and • Rhine.
	<ul style="list-style-type: none"> • DEFENCE OF BRITAIN, 1944, • FORTRESS OF EUROPE, 1942–44, • FRANCE AND GERMANY, 1944–45, and • Normandy, 1944.
	<ul style="list-style-type: none"> • DEFENCE OF BRITAIN, 1942, • EGYPT AND LIBYA, 1942–43, • NORTH AFRICA, 1943, • SICILY, 1943, • ITALY, 1943–45, • Salerno, • Anzio and Nettuno, • Gustav line, and • Gothic line.
	<ul style="list-style-type: none"> • ENGLISH CHANNEL AND NORTH SEA, 1943–45, • BALTIC, 1943–45, • FORTRESS OF EUROPE, 1943–44, • FRANCE AND GERMANY, 1944–45, • Biscay Ports, 1943–44, • Ruhr, 1943–44, • Berlin, 1943–44, • German Ports, 1943–45, • Normandy, 1944, and • BISCAY, 1943–44.

Squadron	Battle Honour
	<ul style="list-style-type: none"> • DEFENCE OF BRITAIN, 1941–44, • ENGLISH CHANNEL AND NORTH SEA, 1942–43, • FORTRESS EUROPE, 1941–44, • Dieppe, • FRANCE AND GERMANY, 1944–45, • Arnhem, • Normandy, 1944, and • Rhine.
	<ul style="list-style-type: none"> • ENGLISH CHANNEL AND NORTH SEA, 1943, • BALTIC, 1943, • FORTRESS OF EUROPE, 1943–44, • FRANCE AND GERMANY, 1944–45, • Biscay Ports, 1943–44, • Ruhr, 1943–45, • Berlin, 1943–44, • German Ports, 1943–45, • Normandy, 1944, • Rhine, and • BISCAY, 1943.
	<ul style="list-style-type: none"> • DEFENCE OF BRITAIN, 1941–44, • FORTRESS OF EUROPE, 1941–44, • Dieppe, • ENGLISH CHANNEL AND NORTH SEA, 1942–43, • Arnhem, • Normandy, 1944, and • Rhine.
	<ul style="list-style-type: none"> • DEFENCE OF BRITAIN, 1942–44, • Arnhem, • FORTRESS OF EUROPE, 1942–44, • ENGLISH CHANNEL AND NORTH SEA, 1943, • Dieppe, • Normandy, • Rhine, • FRANCE AND GERMANY, 1944–45, and • GULF WAR.

Squadron	Battle Honour
	<ul style="list-style-type: none">• ENGLISH CHANNEL AND NORTH SEA, 1943–45,• BALTIC, 1944–45,• Rhine,• FORTRESS OF EUROPE, 1943–44,• FRANCE AND GERMANY, 1944–45,• BISCAY, 1944,• Biscay Ports, 1943–44,• Ruhr, 1943–45,• Berlin, 1943–44,• German Ports, 1943–45, and• Normandy, 1944.
	<ul style="list-style-type: none">• DEFENCE OF BRITAIN, 1944,• FORTRESS OF EUROPE, 1942–44,• FRANCE AND GERMANY, 1944–45,• Normandy, 1944, and• Rhine.

THIS PAGE INTENTIONALLY LEFT BLANK

CANADIAN SQUADRONS LIST

Learning Station 1

Squadron

1 Squadron (reformed to 401 Sqn)

400 Squadron

401 Squadron

402 Squadron

403 Squadron

404 Squadron

405 Squadron

406 Squadron

407 Squadron

408 Squadron

409 Squadron

410 Squadron

CANADIAN SQUADRONS LIST

Learning Station 2

Squadron

411 Squadron

412 Squadron

413 Squadron

414 Squadron

415 Squadron

416 Squadron

417 Squadron

418 Squadron

419 Squadron

420 Squadron

421 Squadron

CANADIAN SQUADRONS LIST

Learning Station 3

Squadron

422 Squadron

423 Squadron

424 Squadron

425 Squadron

426 Squadron

427 Squadron

428 Squadron

429 Squadron

430 Squadron

431 Squadron

432 Squadron

CANADIAN SQUADRONS LIST

Learning Station 4

Squadron

433 Squadron

434 Squadron

435 Squadron

436 Squadron

437 Squadron

438 Squadron

439 Squadron

440 Squadron

441 Squadron

442 Squadron

443 Squadron

BATTLE HONOURS OF CANADIAN SQUADRONS ANSWER SHEET

Squadron	Battle Honour
1 Squadron (reformed to 401 Sqn)	<ul style="list-style-type: none"> • BATTLE OF BRITAIN, 1940, and • DEFENCE OF BRITAIN, 1940–44.
400 Squadron	<ul style="list-style-type: none"> • FORTRESS EUROPE, 1941–44, • FRANCE AND GERMANY, 1944–45, • Dieppe, • Normandy, • Arnhem, • Rhine, and • BISCAY, 1942–43.
401 Squadron	<ul style="list-style-type: none"> • BATTLE OF BRITAIN, 1940, • DEFENCE OF BRITAIN, 1940–41, • ENGLISH CHANNEL AND NORTH SEA, 1942, • Dieppe, • Arnhem, • FORTRESS EUROPE, 1941–44, • FRANCE AND GERMANY, 1944–45, • Normandy, 1944, • Arnhem, and • Rhine.
402 Squadron	<ul style="list-style-type: none"> • DEFENCE OF BRITAIN, 1941–44, • FORTRESS EUROPE, 1941–44, • ENGLISH CHANNEL AND NORTH SEA, 1944–45, • Arnhem, • Rhine, • Dieppe, • FRANCE AND GERMANY, 1944–45, and • Normandy, 1944.
403 Squadron	<ul style="list-style-type: none"> • DEFENCE OF BRITAIN, 1941–44, • ENGLISH CHANNEL AND NORTH SEA, 1942, • FORTRESS EUROPE, 1941–44, • Dieppe, • FRANCE AND GERMANY, 1944–45, • Normandy, 1944, and • Rhine.

Squadron	Battle Honour
404 Squadron	<ul style="list-style-type: none"> • ATLANTIC, 1941–45, • ENGLISH CHANNEL AND NORTH SEA, 1941–45, • BALTIC, 1944–45, and • Normandy, BISCAY, 1943–44.
405 Squadron	<ul style="list-style-type: none"> • FORTRESS EUROPE, 1941–44, • FRANCE AND GERMANY, Biscay Ports 1941–45, • Ruhr, 1941–45, • Berlin, 1941, • German Ports, 1941–45, • Normandy, 1944, • Walcheren, • Rhine, and • BISCAY, 1942–43.
406 Squadron	<ul style="list-style-type: none"> • DEFENCE OF BRITAIN, 1941–45, • ENGLISH CHANNEL AND NORTH SEA, FORTRESS EUROPE, 1943–44, • FRANCE AND GERMANY, 1944–45, • Rhine, • Biscay Ports, 1944, • Normandy, 1944, and • BISCAY 1944.
407 Squadron	<ul style="list-style-type: none"> • ATLANTIC, 1943–1945, • ENGLISH CHANNEL AND NORTH SEA, 1941–1945, • FORTRESS EUROPE, 1942, • German Ports, 1942, • Normandy, 1944, and • BISCAY, 1942–45.
408 Squadron	<ul style="list-style-type: none"> • ENGLISH CHANNEL AND NORTH SEA, 1941–1943, • BALTIC, 1941–43, • FORTRESS EUROPE, 1941–44, • FRANCE AND GERMANY, 1944–45, • Rhine, • Biscay Ports, 1941–44, • Ruhr, 1941–45, • Berlin, 1943–44, • German Ports, 1941–45, • Normandy, 1944, and • BISCAY, 1942–43.

Squadron	Battle Honour
409 Squadron	<ul style="list-style-type: none"> • DEFENCE OF BRITAIN, 1941–44, • FORTRESS EUROPE, 1942–44, • FRANCE AND GERMANY, 1944–45, • Normandy, 1944, and • Rhine.
410 Squadron	<ul style="list-style-type: none"> • DEFENCE OF BRITAIN, 1941–44, • FORTRESS EUROPE, 1943, • Rhine, • FRANCE AND GERMANY, 1944–45, • Normandy, 1944, • BISCAY, and • GULF WAR.
411 Squadron	<ul style="list-style-type: none"> • DEFENCE OF BRITAIN, 1941–44, • ENGLISH CHANNEL AND NORTH SEA, 1942–43, • FORTRESS EUROPE, 1941–44, • Dieppe, • FRANCE AND GERMANY, 1944–45, • Arnhem, • Normandy, 1944, and • Rhine.
412 Squadron	<ul style="list-style-type: none"> • DEFENCE OF BRITAIN, 1941–44, • FORTRESS OF EUROPE, 1941–44, • Dieppe, • ENGLISH CHANNEL AND NORTH SEA, 1942–43, • Arnhem, • Normandy, 1944, and • Rhine.
413 Squadron	<ul style="list-style-type: none"> • ATLANTIC, 1941–43, • CEYLON, 1942, and • EASTERN WATERS, 1942–44.
414 Squadron	<ul style="list-style-type: none"> • DEFENCE OF BRITAIN, 1941–43, • FORTRESS OF EUROPE, 1942–44, • FRANCE AND GERMANY, 1944–45, • Dieppe, • Normandy, 1944 • Arnhem, and • BISCAY, 1943.

Squadron	Battle Honour
415 Squadron	<ul style="list-style-type: none"> • ATLANTIC, 1942 • ENGLISH CHANNEL AND NORTH SEA, 1942–45, • FRANCE AND GERMANY, 1944–45, • Ruhr, 1944–45, • Rhine, • German Ports, 1944–45, • Normandy, 1944, and • BISCAY, 1942–43.
416 Squadron	<ul style="list-style-type: none"> • DEFENCE OF BRITAIN, 1942–44, • Arnhem, • FORTRESS OF EUROPE, 1942–44, • ENGLISH CHANNEL AND NORTH SEA, 1943, • Dieppe, • Normandy, • Rhine, • FRANCE AND GERMANY, 1944–45, and • GULF WAR.
417 Squadron	<ul style="list-style-type: none"> • DEFENCE OF BRITAIN, 1942, • EGYPT AND LIBYA, 1942–43, • NORTH AFRICA, 1943, • SICILY, 1943, • ITALY, 1943–45, • Salerno, • Anzio and Nettuno, • Gustav line, and • Gothic line.
418 Squadron	<ul style="list-style-type: none"> • DEFENCE OF BRITAIN, 1944, • FORTRESS OF EUROPE, 1942–44, • FRANCE AND GERMANY, 1944–45, • Normandy, 1944, and • Rhine.
419 Squadron	<ul style="list-style-type: none"> • ENGLISH CHANNEL AND NORTH SEA, 1942–44, • Normandy, 1944, • Rhine, • BALTIC, 1942–44, • FORTRESS OF EUROPE, 1942–44, • BISCAY, 1942–44, • FRANCE AND GERMANY, 1944–45, • Biscay Ports, 1942–45,

Squadron	Battle Honour
	<ul style="list-style-type: none"> • Ruhr, 1942–45, • Berlin, 1943–44, and • German Ports, 1942–45.
420 Squadron	<ul style="list-style-type: none"> • DEFENCE OF BRITAIN, 1944, • FORTRESS OF EUROPE, 1942–44, • FRANCE AND GERMANY, 1944–45, and • Normandy, 1944.
421 Squadron	<ul style="list-style-type: none"> • DEFENCE OF BRITAIN, 1942–43, • FORTRESS OF EUROPE, 1942–44, • FRANCE AND GERMANY, 1944–45, • Normandy, 1944, • Arnhem, and • Rhine.
422 Squadron	<ul style="list-style-type: none"> • ATLANTIC, 1942–45, • ENGLISH CHANNEL AND NORTH SEA, 1944–45, • Normandy, 1944, • BISCAY, 1944–45, and • ARTIC, 1942.
423 Squadron	<ul style="list-style-type: none"> • ATLANTIC, 1942–45, • ENGLISH CHANNEL AND NORTH SEA, 1944–45, • Normandy, 1944, and • BISCAY, 1944.
424 Squadron	<ul style="list-style-type: none"> • ENGLISH CHANNEL AND NORTH SEA, 1943–45, • BALTIC, 1944–45, • Salerno, • FORTRESS OF EUROPE, 1943–45, • FRANCE AND GERMANY, 1944–45, • Rhine, • Biscay Ports, 1943–44, • Ruhr, 1943–45, • Berlin, 1944, • Normandy, 1944, • German Ports, 1943–45, • BISCAY, 1943–44, • SICILY, 1943, and • ITALY, 1943.

Squadron	Battle Honour
425 Squadron	<ul style="list-style-type: none"> • ENGLISH CHANNEL AND NORTH SEA, 1942–43, • FORTRESS OF EUROPE, 1942–44, • FRANCE AND GERMANY, 1944–45, • Biscay Ports, 1943–44, • Ruhr, 1942–45, • Berlin, 1944, • German Ports, 1942–45, • Normandy, 1944, • Rhine, • BISCAY, 1942–43, • SICILY, 1943, • ITALY, 1943, • Salerno, and • KOSOVO.
426 Squadron	<ul style="list-style-type: none"> • ENGLISH CHANNEL AND NORTH SEA, 1943, • BALTIC, 1943, • FORTRESS OF EUROPE, 1943–44, • FRANCE AND GERMANY, 1944–45, • Biscay Ports, 1943–44, • Ruhr, 1943–45, • Berlin, 1943–44, • German Ports, 1943–45, • Normandy, 1944, • Rhine, and • BISCAY, 1943.
427 Squadron	<ul style="list-style-type: none"> • ENGLISH CHANNEL AND NORTH SEA, 1943–45, • BALTIC, 1944–45, • Rhine, • FORTRESS OF EUROPE, 1943–44, • FRANCE AND GERMANY, 1944–45, • BISCAY, 1944, • Biscay Ports, 1943–44, • Ruhr, 1943–45, • Berlin, 1943–44, • German Ports, 1943–45, and • Normandy, 1944.

Squadron	Battle Honour
428 Squadron	<ul style="list-style-type: none"> • ENGLISH CHANNEL AND NORTH SEA, 1943–44, • FORTRESS OF EUROPE, 1943–44, • FRANCE AND GERMANY, 1944–45, • Biscay Ports, 1943–44, • BALTIC, 1944, • FORTRESS OF EUROPE, 1943–44, • FRANCE AND GERMANY, 1944–45, • Biscay Ports, 1943–44, • Ruhr, 1943–45, • Berlin, 1943–44, • Normandy, 1944, • German Ports, 1943–45, • BISCAY, 1943–44, and • Rhine.
429 Squadron	<ul style="list-style-type: none"> • ENGLISH CHANNEL AND NORTH SEA, 1943–45, • BALTIC, 1943–45, • FORTRESS OF EUROPE, 1943–44, • FRANCE AND GERMANY, 1944–45, • Biscay Ports, 1943–44, • Ruhr, 1943–44, • Berlin, 1943–44, • German Ports, 1943–45, • Normandy, 1944, and • BISCAY, 1943–44.
430 Squadron	<ul style="list-style-type: none"> • FORTRESS OF EUROPE, 1943–44, • FRANCE AND GERMANY, 1944–45, • Normandy, 1944, • Arnhem, and • Rhine.
431 Squadron	<ul style="list-style-type: none"> • ENGLISH CHANNEL AND NORTH SEA, 1943–44, • BALTIC, 1943–44, • FORTRESS OF EUROPE, 1943–44, • Rhine, • FRANCE AND GERMANY, 1944–45, • Biscay Ports, 1943–44, • Ruhr, 1943–45, • Berlin, 1943–44, • German Ports, 1943–45, • Normandy, 1944, and • BISCAY, 1943–1944.

Squadron	Battle Honour
432 Squadron	<ul style="list-style-type: none"> • ENGLISH CHANNEL AND NORTH SEA, 1943, • FORTRESS OF EUROPE, 1944–45, • FRANCE AND GERMANY, 1944–45, • Biscay Ports, 1944, • Ruhr, 1943–45, • Berlin, 1943–44, • German Ports, 1943–45, • Normandy, 1944, • Rhine, and • BISCAY, 1943.
433 Squadron	<ul style="list-style-type: none"> • ENGLISH CHANNEL AND NORTH SEA, 1944–45, • BALTIC, 1944–45, • FORTRESS OF EUROPE, 1944, • FRANCE AND GERMANY, 1944–45, • Biscay Ports, 1944, • Ruhr, 1944–45, • Berlin, 1944, • German Ports, 1944–45, • Normandy, 1944, • Rhine, and • BISCAY, 1944.
434 Squadron	<ul style="list-style-type: none"> • ENGLISH CHANNEL AND NORTH SEA, 1943–44, • BALTIC, 1943–44, • FORTRESS OF EUROPE, 1943–44, • FRANCE AND GERMANY, 1944–45, • Biscay Ports, 1944, • Ruhr, 1943–45, • Berlin, 1943–44, • German Ports, 1944–45, • Normandy, 1944, and • Rhine.
435 Squadron	<ul style="list-style-type: none"> • BURMA, 1944–45
436 Squadron	<ul style="list-style-type: none"> • BURMA, 1944–45
437 Squadron	<ul style="list-style-type: none"> • FRANCE AND GERMANY, 1944–45, • Arnhem, and • Rhine.

Squadron	Battle Honour
438 Squadron	<ul style="list-style-type: none"> • FORTRESS OF EUROPE, 1944, • FRANCE AND GERMANY, 1944–45, • Normandy, 1944, • Arnhem, and • Rhine.
439 Squadron	<ul style="list-style-type: none"> • FORTRESS OF EUROPE, 1944, • FRANCE AND GERMANY, 1944–45, • Normandy, 1944, • Arnhem, and • Rhine.
440 Squadron	<ul style="list-style-type: none"> • FORTRESS OF EUROPE, 1944, • FRANCE AND GERMANY, 1944–45, • Normandy, 1944, • Arnhem, • Rhine, and • Aleutians, 1942–43.
441 Squadron	<ul style="list-style-type: none"> • DEFENCE OF BRITAIN, 1945, • FORTRESS OF EUROPE, 1944, • Normandy, 1944, • FRANCE AND GERMANY, 1944–45, • Arnhem, • Walcheren, and • KOSOVO
442 Squadron	<ul style="list-style-type: none"> • FORTRESS OF EUROPE, 1944, • FRANCE AND GERMANY, 1944–45, • Normandy, 1944, • Arnhem, and • Rhine.
443 Squadron	<ul style="list-style-type: none"> • FORTRESS OF EUROPE, 1944, • FRANCE AND GERMANY, 1944–45, • Normandy, 1944, • Arnhem, and • Rhine.

THIS PAGE INTENTIONALLY LEFT BLANK

BATTLE HONOURS OF CANADIAN SQUADRONS ANSWER KEY

Squadron	Battle Honour
435 and 436 Squadrons	<ul style="list-style-type: none"> • BURMA, 1944–45.
440 Squadron	<ul style="list-style-type: none"> • FORTRESS OF EUROPE, 1944, • FRANCE AND GERMANY, 1944–45, • Normandy, 1944, • Arnhem, • Rhine, and • Aleutians, 1942–43.
405 Squadron	<ul style="list-style-type: none"> • FORTRESS EUROPE, 1941–44, • FRANCE AND GERMANY, • Biscay Ports 1941–45, • Ruhr, 1941–45, • Berlin, 1941, • German Ports, 1941–45, • Normandy, 1944, • Walcheren, • Rhine, and • BISCAY, 1942–43.
424 Squadron	<ul style="list-style-type: none"> • ENGLISH CHANNEL AND NORTH SEA, 1943–45, • BALTIC, 1944–45, • Salerno, • FORTRESS OF EUROPE, 1943–45, • FRANCE AND GERMANY, 1944–45, • Rhine, • Biscay Ports, 1943–44, • Ruhr, 1943–45, • Berlin, 1944, • Normandy, 1944, • German Ports, 1943–45, • BISCAY, 1943–44, • SICILY, 1943, and • ITALY, 1943.
407 Squadron	<ul style="list-style-type: none"> • ATLANTIC, 1943–1945, • ENGLISH CHANNEL AND NORTH SEA, 1941–45, • FORTRESS EUROPE, 1942, • German Ports, 1942, • Normandy, 1944, and • BISCAY, 1942–45.

Squadron	Battle Honour
441 Squadron	<ul style="list-style-type: none"> • DEFENCE OF BRITAIN, 1945, • FORTRESS OF EUROPE, 1944, • Normandy, 1944, • FRANCE AND GERMANY, 1944–45, • Arnhem, • Walcheren, and • KOSOVO.
430 Squadron	<ul style="list-style-type: none"> • FORTRESS OF EUROPE, 1943–44, • FRANCE AND GERMANY, 1944–45, • Normandy, 1944, • Arnhem, and • Rhine.
406 Squadron	<ul style="list-style-type: none"> • DEFENCE OF BRITAIN, 1941–45, • ENGLISH CHANNEL AND NORTH SEA, • FORTRESS EUROPE, 1943–44, • FRANCE AND GERMANY, 1944–45, • Rhine, • Biscay Ports, 1944, • Normandy, 1944, and • BISCAY 1944.
400 Squadron	<ul style="list-style-type: none"> • FORTRESS EUROPE, 1941–44, • FRANCE AND GERMANY, 1944–45, • Dieppe, • Normandy, • Arnhem, • Rhine, and • BISCAY, 1942–43.
419 Squadron	<ul style="list-style-type: none"> • ENGLISH CHANNEL AND NORTH SEA, 1942–44, • Normandy, 1944, • Rhine, • BALTIC, 1942–44, • FORTRESS OF EUROPE, 1942–44, • BISCAY, 1942–44, • FRANCE AND GERMANY, 1944–45, • Biscay Ports, 1942–45, • Ruhr, 1942–45, • Berlin, 1943–44, and • German Ports, 1942–45.

Squadron	Battle Honour
415 Squadron	<ul style="list-style-type: none"> • ATLANTIC, 1942, • ENGLISH CHANNEL AND NORTH SEA, 1942–45, • FRANCE AND GERMANY, 1944–45, • Ruhr, 1944–45, • Rhine, • German Ports, 1944–45, • Normandy, 1944, and • BISCAY, 1942–43.
431 Squadron	<ul style="list-style-type: none"> • ENGLISH CHANNEL AND NORTH SEA, 1943–44, • BALTIC, 1943–44, • FORTRESS OF EUROPE, 1943–44, • Rhine, • FRANCE AND GERMANY, 1944–45, • Biscay Ports, 1943–44, • Ruhr, 1943–45, • Berlin, 1943–44, • German Ports, 1943–45, • Normandy, 1944, and • BISCAY, 1943–1944.
423 Squadron	<ul style="list-style-type: none"> • ATLANTIC, 1942–45, • ENGLISH CHANNEL AND NORTH SEA, 1944–45, • Normandy, 1944, and • BISCAY, 1944.
401 Squadron	<ul style="list-style-type: none"> • BATTLE OF BRITAIN, 1940, • DEFENCE OF BRITAIN, 1940–41, • ENGLISH CHANNEL AND NORTH SEA, 1942, • Dieppe, • Arnhem, • FORTRESS EUROPE, 1941–44, • FRANCE AND GERMANY, 1944–45, • Normandy, 1944, • Arnhem, and • Rhine.
409 Squadron	<ul style="list-style-type: none"> • DEFENCE OF BRITAIN, 1941–44, • FORTRESS EUROPE, 1942–44, • FRANCE AND GERMANY, 1944–45, • Normandy, 1944, and • Rhine.

Squadron	Battle Honour
422 Squadron	<ul style="list-style-type: none"> • ATLANTIC, 1942–45, • ENGLISH CHANNEL AND NORTH SEA, 1944–45, • Normandy, 1944, • BISCAY, 1944–45, and • ARTIC, 1942.
421 Squadron	<ul style="list-style-type: none"> • DEFENCE OF BRITAIN, 1942–43, • FORTRESS OF EUROPE, 1942–44, • FRANCE AND GERMANY, 1944–45, • Normandy, 1944, • Arnhem, and • Rhine.
438, 439, 442 and 443 Squadrons	<ul style="list-style-type: none"> • FORTRESS OF EUROPE, 1944, • FRANCE AND GERMANY, 1944–45, • Normandy, 1944, • Arnhem, and • Rhine.
402 Squadron	<ul style="list-style-type: none"> • DEFENCE OF BRITAIN, 1941–44, • FORTRESS EUROPE, 1941–44, • ENGLISH CHANNEL AND NORTH SEA, 1944–45, • Arnhem, • Rhine, • Dieppe, • FRANCE AND GERMANY, 1944–45, and • Normandy, 1944.
413 Squadron	<ul style="list-style-type: none"> • ATLANTIC, 1941–43, • CEYLON, 1942, and • EASTERN WATERS, 1942–44.
403 Squadron	<ul style="list-style-type: none"> • DEFENCE OF BRITAIN, 1941–44, • ENGLISH CHANNEL AND NORTH SEA, 1942, • FORTRESS EUROPE, 1941–44, • Dieppe, • FRANCE AND GERMANY, 1944–45, • Normandy, 1944, and • Rhine.
1 Squadron (reformed to 401 Sqn)	<ul style="list-style-type: none"> • BATTLE OF BRITAIN, 1940, and • DEFENCE OF BRITAIN, 1940–44.

Squadron	Battle Honour
425 Squadron	<ul style="list-style-type: none"> • ENGLISH CHANNEL AND NORTH SEA, 1942–43, • FORTRESS OF EUROPE, 1942–44, • FRANCE AND GERMANY, 1944–45, • Biscay Ports, 1943–44, • Ruhr, 1942–45, • Berlin, 1944, • German Ports, 1942–45, • Normandy, 1944, • Rhine, • BISCAY, 1942–43, • SICILY, 1943, • ITALY, 1943, • Salerno, and • KOSOVO.
437 Squadron	<ul style="list-style-type: none"> • FRANCE AND GERMANY, 1944–45, • Arnhem, and • Rhine.
414 Squadron	<ul style="list-style-type: none"> • DEFENCE OF BRITAIN, 1941–43, • FORTRESS OF EUROPE, 1942–44, • FRANCE AND GERMANY, 1944–45, • Dieppe, • Normandy, 1944, • Arnhem, and • BISCAY, 1943.
432 Squadron	<ul style="list-style-type: none"> • ENGLISH CHANNEL AND NORTH SEA, 1943, • FORTRESS OF EUROPE, 1944–45, • FRANCE AND GERMANY, 1944–45, • Biscay Ports, 1944, • Ruhr, 1943–45, • Berlin, 1943–44, • German Ports, 1943–45, • Normandy, 1944, • Rhine, and • BISCAY, 1943.
404 Squadron	<ul style="list-style-type: none"> • ATLANTIC, 1941–45, • ENGLISH CHANNEL AND NORTH SEA, 1941–45, • BALTIC, 1944–45, and • Normandy, BISCAY, 1943–44.

Squadron	Battle Honour
434 Squadron	<ul style="list-style-type: none"> • ENGLISH CHANNEL AND NORTH SEA, 1943–44, • BALTIC, 1943–44, • FORTRESS OF EUROPE, 1943–44, • FRANCE AND GERMANY, 1944–45, • Biscay Ports, 1944, • Ruhr, 1943–45, • Berlin, 1943–44, • German Ports, 1944–45, • Normandy, 1944, and • Rhine.
433 Squadron	<ul style="list-style-type: none"> • ENGLISH CHANNEL AND NORTH SEA, 1944–45, • BALTIC, 1944–45, • FORTRESS OF EUROPE, 1944, • FRANCE AND GERMANY, 1944–45, • Biscay Ports, 1944, • Ruhr, 1944–45, • Berlin, 1944, • German Ports, 1944–45, • Normandy, 1944, • Rhine, and • BISCAY, 1944.
410 Squadron	<ul style="list-style-type: none"> • DEFENCE OF BRITAIN, 1941–44, • FORTRESS EUROPE, 1943, • Rhine, • FRANCE AND GERMANY, 1944–45, • Normandy, 1944, • BISCAY, and • GULF WAR.
408 Squadron	<ul style="list-style-type: none"> • ENGLISH CHANNEL AND NORTH SEA, 1941–43, • BALTIC, 1941–43, • FORTRESS EUROPE, 1941–44, • FRANCE AND GERMANY, 1944–45, • Rhine, • Biscay Ports, 1941–44, • Ruhr, 1941–45, • Berlin, 1943–44, • German Ports, 1941–45, • Normandy, 1944, and • BISCAY, 1942–43.

Squadron	Battle Honour
428 Squadron	<ul style="list-style-type: none"> • ENGLISH CHANNEL AND NORTH SEA, 1943–44, • FORTRESS OF EUROPE, 1943–44, • FRANCE AND GERMANY, 1944–45, • Biscay Ports, 1943–44, • BALTIC, 1944, • FORTRESS OF EUROPE, 1943–44, • FRANCE AND GERMANY, 1944–45, • Biscay Ports, 1943–44, • Ruhr, 1943–45, • Berlin, 1943–44, • Normandy, 1944, • German Ports, 1943–45, • BISCAY, 1943–44, and • Rhine.
420 Squadron	<ul style="list-style-type: none"> • DEFENCE OF BRITAIN, 1944, • FORTRESS OF EUROPE, 1942–44, • FRANCE AND GERMANY, 1944–45, and • Normandy, 1944.
417 Squadron	<ul style="list-style-type: none"> • DEFENCE OF BRITAIN, 1942, • EGYPT AND LIBYA, 1942–43, • NORTH AFRICA, 1943, • SICILY, 1943, • ITALY, 1943–45, • Salerno, • Anzio and Nettuno, • Gustav line, and • Gothic line.
429 Squadron	<ul style="list-style-type: none"> • ENGLISH CHANNEL AND NORTH SEA, 1943–45, • BALTIC, 1943–45, • FORTRESS OF EUROPE, 1943–44, • FRANCE AND GERMANY, 1944–45, • Biscay Ports, 1943–44, • Ruhr, 1943–44, • Berlin, 1943–44, • German Ports, 1943–45, • Normandy, 1944, and • BISCAY, 1943–44.

Squadron	Battle Honour
411 Squadron	<ul style="list-style-type: none"> • DEFENCE OF BRITAIN, 1941–44, • ENGLISH CHANNEL AND NORTH SEA, 1942–43, • FORTRESS EUROPE, 1941–44, • Dieppe, • FRANCE AND GERMANY, 1944–45, • Arnhem, • Normandy, 1944, and • Rhine.
426 Squadron	<ul style="list-style-type: none"> • ENGLISH CHANNEL AND NORTH SEA, 1943, • BALTIC, 1943, • FORTRESS OF EUROPE, 1943–44, • FRANCE AND GERMANY, 1944–45, • Biscay Ports, 1943–44, • Ruhr, 1943–45, • Berlin, 1943–44, • German Ports, 1943–45, • Normandy, 1944, • Rhine, and • BISCAY, 1943.
412 Squadron	<ul style="list-style-type: none"> • DEFENCE OF BRITAIN, 1941–44, • FORTRESS OF EUROPE, 1941–44, • Dieppe, • ENGLISH CHANNEL AND NORTH SEA, 1942–43, • Arnhem, • Normandy, 1944, and • Rhine.
416 Squadron	<ul style="list-style-type: none"> • DEFENCE OF BRITAIN, 1942–44, • Arnhem, • FORTRESS OF EUROPE, 1942–44, • ENGLISH CHANNEL AND NORTH SEA, 1943, • Dieppe, • Normandy, • Rhine, • FRANCE AND GERMANY, 1944–45, and • GULF WAR.

Squadron	Battle Honour
427 Squadron	<ul style="list-style-type: none">• ENGLISH CHANNEL AND NORTH SEA, 1943–45,• BALTIC, 1944–45,• Rhine,• FORTRESS OF EUROPE, 1943–44,• FRANCE AND GERMANY, 1944–45,• BISCAY, 1944,• Biscay Ports, 1943–44,• Ruhr, 1943–45,• Berlin, 1943–44,• German Ports, 1943–45, and• Normandy, 1944.
418 Squadron	<ul style="list-style-type: none">• DEFENCE OF BRITAIN, 1944,• FORTRESS OF EUROPE, 1942–44,• FRANCE AND GERMANY, 1944–45,• Normandy, 1944, and• Rhine.

THIS PAGE INTENTIONALLY LEFT BLANK



ROYAL CANADIAN AIR CADETS
PROFICIENCY LEVEL FOUR
INSTRUCTIONAL GUIDE



SECTION 4

EO C420.02 – IDENTIFY HONOURS AND AWARDS OF THE CANADIAN FORCES (CF)

Total Time: 30 min

PREPARATION

PRE-LESSON INSTRUCTIONS

Resources needed for the delivery of this lesson are listed in the lesson specification located in A-CR-CCP-804/PG-001, *Proficiency Level Four Qualification Standard and Plan*, Chapter 4. Specific uses for said resources are identified throughout the instructional guide within the TP for which they are required.

Review the lesson content and become familiar with the material prior to delivering the lesson.

The activity in TP 2 uses learning stations. Learning stations are a form of group work, where the cadets learn by sorting through the information presented. When setting up learning stations, ensure there is enough room for each cadet to be comfortable and adequate space for writing down information. When the cadets arrive at a learning station, all required information shall be available. These stations should be placed closely together to minimize time for movement; however, far enough apart to avoid interruptions from other groups. For this lesson, set up six learning stations for the honours and awards of the CF.

Photocopy the honours and awards learning station information cards located at Attachments A–F (one attachment per station) and the Honours and Awards Activity Sheets located at Attachments G–L (one per cadet).

Post the Canadian Honours Chart in the classroom.

PRE-LESSON ASSIGNMENT

Nil.

APPROACH

An interactive lecture was chosen for TP 1 to orient the cadets to the honours and awards system of the CF.

A practical activity was chosen for TP 2 as an interactive way to identify honours and awards of the CF and to confirm the cadets' comprehension of the material.

INTRODUCTION

REVIEW

Nil.

OBJECTIVES

By the end of this lesson the cadet shall be expected to identify honours and awards of the CF.

IMPORTANCE

It is important for cadets to be able to identify honours and awards of the CF as there may be situations where cadets will interact with current / former service members. Being able to identify honours and awards that have been bestowed upon them demonstrates the cadets' knowledge and understanding of the commitments and sacrifices of the individual. CF familiarization is a key component of the Cadet Program. Identifying and understanding the circumstances for which honours and awards are presented provides cadets with a contextual understanding of the role of the CF and its members in Canada and abroad.

Teaching Point 1**Describe the CF honours and awards system.**

Time: 5 min

Method: Interactive Lecture



The purpose of this TP is to provide a brief introduction to CF honours and awards. It is suggested that the categories of honours are listed on flip chart paper and the characteristics are added as they are discussed. A cadet may be selected to be the scribe.

Since ancient times it has been customary to recognize military valour, bravery or meritorious service by awarding trophies, badges, insignia or medals. For the last three centuries, Canadians have been presented with awards from the French Regime and the British Empire. Canadian honours are a recent innovation, beginning with the creation of the Order of Canada in 1967. The system expanded in 1972 to become the wide ranging system that is currently in place.

The modern Canadian honours system recognizes outstanding achievements, gallantry in combat, bravery and service to Crown and country. In Canada, all honours originate from Her Majesty The Queen and are divided into three main categories:

Orders. Orders are societies of merit, which recognize outstanding achievement and exceptional service over the course of a career or life. Orders usually have different levels or grades of membership and the distinction is made with differences in the insignia associated to the various levels or in the way they are worn. As an order is a society of merit, one is not awarded an order but admitted into it and, where subsequent service justifies it, one may be promoted within the order. As it is a membership, a person can resign from an order or be expelled if that person failed to respect the principle of honour.

Decorations. Decorations recognize an act of gallantry in combat, or of bravery or meritorious service in a single event or over a specific period of time. A decoration is only awarded once to an individual; if further actions meet the criteria for the same decoration, a bar is awarded to be worn on the initial decoration in order to denote a second award.

Medals. Medals recognize participation in a campaign or operation, service under exceptional circumstances, commemorate royal or national anniversaries, or recognize long and loyal service. Bars may also be awarded to campaign or service medals to specify the service being recognized and on long service awards to denote additional periods of eligible service.

CONFIRMATION OF TEACHING POINT 1**QUESTIONS:**

- Q1. What and when was the first Canadian honour created?
- Q2. What category of honour is awarded for an act of gallantry in combat, or of bravery or meritorious service in a single event or over a specific period of time?
- Q3. For what type of service are medals awarded?

ANTICIPATED ANSWERS:

- A1. The first Canadian honour created was the Order of Canada in 1967.
- A2. A decoration.
- A3. Medals recognize participation in a campaign or operation, service under exceptional circumstances, commemorate royal or national anniversaries or recognize long and loyal service.

Teaching Point 2

Conduct an identification activity in which the cadet will identify CF honours and awards.

Time: 20 min

Method: Practical Activity

ACTIVITY

OBJECTIVE

The objective of this activity is for the cadets to identify CF honours and awards.

RESOURCES

- Canadian Honours Chart,
- Honours and awards learning station information cards located at Attachments A–F (one attachment per station),
- Honours and Awards Activity Sheets located at Attachments G–L (one per cadet),
- Honours and Awards Answer Key located at Attachment M,
- Whistle, and
- Pen / pencil.

ACTIVITY LAYOUT

Set up six learning stations, to include:

- honours and awards learning station information cards (one attachment per station), and
- pens / pencils.

ACTIVITY INSTRUCTIONS

1. Brief the cadets on the activity instructions, to include:
 - a. time limit for each station (two minutes),
 - b. direction of rotation between stations (clockwise),
 - c. signal for rotation (whistle blast),
 - d. explanation of learning station information cards, and
 - e. an overview of the honours and awards activity sheets.
2. Hand out the Honours and Awards Activity Sheets located at Attachments G–L (to each cadet).

3. Divide cadets into six groups.
4. Have groups move to the learning station that corresponds to their group number.
5. Have the cadets complete the honours and awards activity sheets while rotating from station to station every two minutes.



It is important to circulate around the room to facilitate the activities and help the cadets as required. If possible, assign other instructors to aid with the supervision and facilitation.

6. Once each group has been to each station, have one cadet from each group share the information they recorded from the station they just completed with the rest of the cadets. In most cases the groups will have recorded the same information for each station. If a group has listed different information, have them share their answers.

SAFETY

Nil.

CONFIRMATION OF TEACHING POINT 2

The cadets' participation in the activity will serve as the confirmation of this TP.

END OF LESSON CONFIRMATION

The cadets' completion of the honours and awards activity sheets will serve as the confirmation of this lesson.

CONCLUSION

HOMEWORK / READING / PRACTICE

Nil.

METHOD OF EVALUATION

Nil.

CLOSING STATEMENT

Each day CF members in Canada and around the world risk their lives to protect and enforce the social and political institutions that we have become accustomed to. They have no expectation to be recognized for their service. Their actions are selfless. CF honours and awards are tools which recognize the outstanding service of CF members. It is important for cadets to be able to identify the different honours and awards as they demonstrate the commitment and sacrifices made by CF members.

INSTRUCTOR NOTES / REMARKS

Cadets who are qualified Leadership and Ceremonial Instructor may assist with aspects of this instruction.

REFERENCES

A1-001 Veterans Affairs Canada. (2008). *Modern honours of Canada (1972)*. Retrieved February 13, 2008, from <http://www.vac-acc.gc.ca/remembers/sub.cfm?source=collections/cmdp/mainmenu/group02>

A2-064 A-AD-200-000/JD-001 Department of National Defence. (2005). *Canadian honours and awards bestowed upon members of the Canadian Forces*. Ottawa, ON: Department of National Defence.

The Order of Military Merit (OMM)–Station #1

The Order of Military Merit was established in 1972 to provide a means of recognizing conspicuous merit and exceptional service by members of the CF, both Regular and Reserve. Her Majesty The Queen is the Sovereign of the Order, the Governor General is the Chancellor and the Chief of the Defence Staff is the Principal Commander. The motto of the Order is "OFFICIUM ANTE COMMODOUM" which means "Service before self." There are three levels of membership in the Order of Military Merit: Member, Officer and Commander, the latter being the highest.



Figure A-1 Insignia of OMM

Note. From "Directorate–Honours and Recognition", *Canadian Honours Chart*. Retrieved April 10, 2008, from http://www.dnd.ca/dhh/honours_awards/chart/engraph/home_e.asp

Members of the Order are appointed for exceptional service or performance of duty.

Officers of the Order are appointed for outstanding meritorious service while fulfilling duties of responsibility.

Commanders of the Order are appointed for outstanding meritorious service while fulfilling duties of great responsibility.

The badge of the order is a blue-enameled, straight-end cross pattee (four arms, narrow at the centre and expanding towards the ends). The badge is edged in gold (officer, commander) or silver (member). The maple leaf in the centre of the badge is red (commander), gold (officer), or silver (member). The circle is red with white lettering in gold (officer, commander) or silver (member), and is surmounted by a St. Edward's Crown.

THIS PAGE INTENTIONALLY LEFT BLANK

Military Valour Decorations—Station #2

The three military valour decorations—Victoria Cross, Star of Military Valour and Medal of Military Valour—were created on January 1, 1993, to recognize acts of valour, self-sacrifice or devotion to duty in the presence of the enemy. They may be awarded in situations short of war if the troops are in “combat” with an organized, armed “enemy” that is recognized as such by the Canadian people. It must be understood, however, that “combat” is not merely the presence of fire. The word “enemy” in this context means a hostile armed force, and includes armed terrorists, mutineers, rebels, rioters and pirates.



Victoria Cross



Star of Military Valour



Medal of Military Valour

Figure B-1 Medals of Valour

Note. From "Directorate—Honours and Recognition", *Canadian Honours Chart*. Retrieved April 10, 2008, from http://www.dnd.ca/dhh/honours_awards/chart/engraph/home_e.asp

The Victoria Cross (VC) shall be awarded for the most conspicuous bravery, a daring or pre-eminent act of valour or self-sacrifice or extreme devotion to duty, in the presence of the enemy.

The VC consists of a bronze straight-armed cross pattee, 38 mm across with raised edges. In the middle of the cross, a lion guardant standing upon the Royal Crown, with the inscription "Pro Valore" below the crown. Engraved on the back is the date of the act.

The Star of Military Valour (SMV) shall be awarded for distinguished and valiant service in the presence of the enemy.

The SMV consists of a four-pointed gold star with a maple leaf in each of the angles and a gold maple leaf superimposed in the centre surrounded by a wreath of laurel. On the back is the Royal Cypher and Crown with the inscription "Pro Valore".

The Medal of Military Valour (MMV) shall be awarded for an act of valour or devotion to duty in the presence of the enemy.

The MMV consists of a gold medal showing a maple leaf surrounded by a wreath of laurel on its front and the Royal Cypher and Crown with the inscription "Pro Valore" on its back.

THIS PAGE INTENTIONALLY LEFT BLANK

Decorations for Bravery—Station #3

The three decorations for bravery were created in 1972 to recognize people who have risked their lives to save or protect others. The three levels—the Cross of Valour, the Star of Courage and the Medal of Bravery—reflect the varying degrees of risk involved in any act of bravery. These decorations are awarded to civilians as well as to members of the CF. The Governor General personally presents the decorations in ceremonies held at Rideau Hall, Ottawa, Ont. or La Citadelle, Quebec City, Que. Nominations must be made within two years of the incident.



Figure C-1 Decorations for Bravery

Note. From "Directorate—Honours and Recognition", *Canadian Honours Chart*. Retrieved April 10, 2008, from http://www.dnd.ca/dhh/honours_awards/chart/engraph/home_e.asp

The Cross of Valour (CV) is awarded for acts of conspicuous courage in circumstances of extreme peril. All Canadian citizens, both civilian and military are eligible to receive the award.

The medal is a gold cross of four equal limbs, enameled red and edged in gold. There is a gold maple leaf in the centre surrounded by a gold wreath of laurel. On the back is the Royal Cypher and Crown with the inscription "Valour Vaillance" below.

The Star of Courage (SC) is awarded only for acts of conspicuous courage in circumstances of great peril. All Canadian citizens, both civilian and military are eligible to receive the award.

The medal is a silver star of four points with a maple leaf in each of the angles. In the centre, a gold maple leaf is surrounded by a gold laurel wreath. On the back is the Royal Cypher and Crown with the inscription "Courage" below.

The Medal of Bravery is awarded only for acts of bravery in hazardous circumstances. All Canadian citizens, both civilian and military are eligible to receive the award.

The circular silver medal has a large maple leaf in the centre surrounded by a wreath of laurel. The Royal Cypher with the crown above it are on the reverse of the medal with the inscription "Bravery" and "Bravoure" along the edge.

THIS PAGE INTENTIONALLY LEFT BLANK

Meritorious Service Decorations—Station #4

Meritorious service decorations honour either a single achievement or an activity over a specified period. Meritorious service decorations are separated into military and civilian divisions, with two levels in each category: a cross and a medal. The military division recognizes individuals for outstanding professionalism and for bringing honour to the CF. The Meritorious Service Cross was created in 1984 with the Meritorious Service Medal created in 1991.

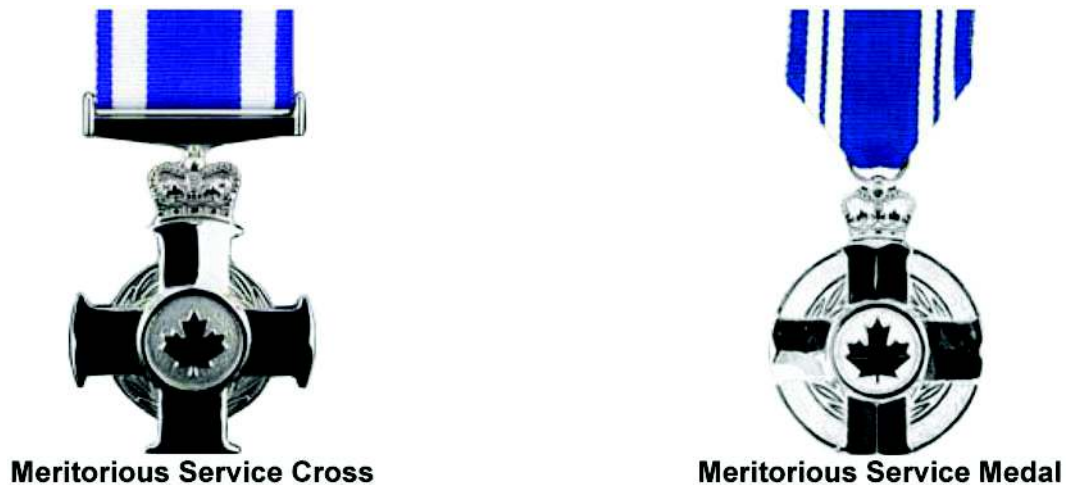


Figure D-1 Meritorious Service Decorations

Note. From "Directorate—Honours and Recognition", *Canadian Honours Chart*. Retrieved April 10, 2008, from http://www.dnd.ca/dhh/honours_awards/chart/engraph/home_e.asp

The Meritorious Service Cross (MSC) recognizes a military deed or activity that has been performed in an outstandingly professional manner, according to a rare high standard that brings considerable benefit or great honour to the CF.

The MSC consists of a silver splayed armed Greek cross with splayed arms and a maple leaf in the centre. Between the arms of the cross is a laurel wreath. The Royal Crown sits on top of the cross.

The Meritorious Service Medal (MSM) recognizes a military deed or activity that has been performed in a highly professional manner or of a very high standard that brings benefit or honour to the CF.

The MSM is a silver medallion with a splayed armed Greek cross and maple leaf in its centre. Between the arms of the cross is a laurel wreath. The Royal Crown sits on top of the cross.

THIS PAGE INTENTIONALLY LEFT BLANK

Sacrifice Medal—Station #5

The sacrifice medal was created due to the increased casualties in overseas operations to provide recognition, through the award of an official medal emanating from the Crown, to those who are killed or wounded by hostile action. The honour replaces the Wound Stripe.



Figure E-1 Sacrifice Medal

Note. From "Directorate—Honours and Recognition", *Canadian Honours Chart*. Retrieved March 30, 2009, from http://www.dnd.ca/dhh/honours_awards/chart/engraph/home_e.asp

The Sacrifice Medal (SM) recognizes those who are killed or wounded under honourable circumstances as a direct result of a hostile or perceived hostile action. The wounds sustained required treatment by a physician and the treatment was documented. Members of the CF, a member of an allied force working as an integral part of the CF, civilian employees, and civilians under contract with the Government of Canada are eligible to receive this award.

The silver circular medal has the effigy of the Queen, with the legend "Elizabeth II Dei Gratia Regina Canada" and "Canada" separated by small maple leaves. On the back is a representation of the statue named CANADA—which forms part of the Canadian National Vimy Memorial, facing right, overlooking the horizon with the inscription SACRIFICE appearing in the lower right half of the medal.

Campaign and Service Medals—Station #5

Campaign medals have been awarded in their modern form since the middle of the 19th century and recognize participation in a particular campaign. A campaign medal is awarded only to those who serve inside a specified theatre of operation. Canadian campaign medals are only awarded for honourable service.



Figure E-2 Campaign Medals

Note. From "Directorate—Honours and Recognition", *Canadian Honours Chart*. Retrieved March 30, 2009, from http://www.dnd.ca/dhh/honours_awards/chart/engraph/home_e.asp

The Gulf and Kuwait Medal recognizes the service of persons deployed to or in direct support of the operations against Iraq during the Gulf war. The medal is awarded to persons who served a minimum of 30 cumulative days in theatre between August 2, 1990 and June 27, 1991, on operations to defend against aggression and to liberate Kuwait. Those who served for at least one day, in the theatre of operations, during the hostilities January 16, 1991 to March 3, 1991 are eligible for the Medal and bar.

The silver circular medal has the effigy of the Queen, circumscribed with the legend "Elizabeth II Dei Gratia Regina Canada" with "Canada" positioned at the bottom. The back is centred "The Gulf, and Kuwait, 1990–1991, Le Golfe, et Kuwait" within a laurel wreath, with a maple leaf centred at the bottom.

The Somalia Medal recognizes the participation of CF members that have taken part in the coalition mission in Somalia to help stabilize the country from civil war, and to help deliver humanitarian aid. The medal is awarded for a minimum of 90 cumulative days of honourable service in the theatre of operations between November, 16 1992 and June 30, 1993, provided that this service has not been recognized by another medal.

The circular gold-plated bronze medal has three maple leaves, in line, overlapping in the centre, with "Canada" inscribed above and two sprigs of laurel leaves below. On the back is the Royal Cypher surrounded by the inscription "Somalia Somalie 1992–1993".

Campaign and Service Medals—Station #5

Service medals have been awarded in their modern form since the middle of the 19th century and recognize participation in a particular campaign or operation. Service medals are awarded to those who serve in direct support of the operation from outside the theatre. Canadian service medals are only awarded for honourable service.



South-West Asia Service Medal



General Campaign Service Medal

Figure E-3 Service Medals

Note. From "Directorate—Honours and Recognition", *Canadian Honours Chart*. Retrieved April 10, 2008, from http://www.dnd.ca/dhh/honours_awards/chart/engraph/home_e.asp

The South-West Asia Service Medal recognizes the participation of CF members deployed or in direct support of the operations against terrorism in South-West Asia. The medal is awarded to those employed in direct support, and a bar is added for those deployed into the theatre of operation.

The silver circular medal has the effigy of the Queen, with the legend "Elizabeth II Dei Gratia Regina Canada" and "Canada" positioned at the bottom. The back includes a representation of Hydra, a many-headed serpent of Greek mythology described as a multifarious evil not to be overcome by a single effort, symbolizing international terrorism. Each head is different, symbolizing the idea that evil is found in every part of the world and that its face is constantly changing. The Hydra is transfixed by a Canadian sword and over the design is the Latin phrase, "Adversus malum pugnamus"—"We are fighting evil".

The General Campaign Star (GCS) is awarded to members of the CF who deploy into a defined theatre of operations to take part in operations in the presence of an armed enemy. The star is always issued with a bar specifying the operations being recognized—Allied Force or International Security Assistance Force—and each bar has its own criteria.

The GCS is a gold-coloured four-pointed star representing the cardinal points of a compass with the tri-service emblem of the CF imposed on the front. The wreath represents honour, the maple leaves represent Canada, the anchor, crossed swords and eagle represent the three services, and the crown represents the Queen. The back includes the Royal Cypher and Crown along with three maple leaves on one stem.

Campaign and Service Medals—Station #5

Service medals have been awarded in their modern form since the middle of the 19th century and recognize participation in a particular campaign or operation. Service medals are awarded to those who serve in direct support of the operation from outside the theatre. Canadian service medals are only awarded for honourable service.



General Service Medal



Special Service Medal

Figure E-4 Service Medals

Note. From "Directorate—Honours and Recognition", *Canadian Honours Chart*. Retrieved April 10, 2008, from http://www.dnd.ca/dhh/honours_awards/chart/engraph/home_e.asp

The General Service Medal is awarded to CF members who deploy outside of Canada—but not necessarily into a theatre of operations—to provide direct support, on a full-time basis, to operations in the presence of an armed enemy. The medal is always issued with a bar identifying the operations being recognized and each bar has its own criteria.

The silver circular medal has the effigy of the Queen, surrounded by the inscriptions "Elizabeth II Dei Gratia Regina Canada" and "Canada". The back includes two crossed swords, an anchor and a flying eagle superimposed on each other, the whole surrounded by two branches of maple leaves which form the wreath and surmounted by the Royal Crown. The wreath represents honour, the maple leaves represent Canada, the anchor, crossed swords and eagle represent the three services, and the crown represents the Queen.

The Special Service Medal (SSM) recognizes CF members who have performed a service under exceptional circumstances, in a clearly defined locality for a specified duration. The medal recognizes approved activities underway on June 11, 1984, or subsequently established. This medal is always issued with a bar that identifies the special service—Pakistan (1989–1990), Alert, Peace (November 1947–June 21, 2001), NATO, Humanitas (June 11, 1984–present) and Ranger (since 1947)—being recognized, each bar having its own criteria.

The medal is circular in form bearing a maple leaf surrounded by a laurel wreath on the front. The reverse contains the inscription "Special Service Special" with the Royal Cypher and Crown in the centre.

Campaign and Service Medals—Station #5

Service medals have been awarded in their modern form since the middle of the 19th century and recognize participation in a particular campaign or operation. Service medals are awarded to those who serve in direct support of the operation from outside the theatre. Canadian service medals are only awarded for honourable service.



The Canadian Peacekeeping Service Medal



Canadian Forces Decoration

Figure E-4 Service Medals

Note. From "Directorate—Honours and Recognition", *Canadian Honours Chart*. Retrieved April 10, 2008, from http://www.dnd.ca/dhh/honours_awards/chart/engraph/home_e.asp

The Canadian Peacekeeping Service Medal (CPSM) is awarded for a minimum of 30 days of service in an approved UN or international peacekeeping mission since 1947. Peacekeeping missions that qualify for award of the CPSM will be carried out under the auspices of the UN, or with another international force, and the belligerents who agree to a peace-support deployment must also agree to participation by the CF. The types of missions included are support of preventive diplomacy, peacekeeping and post-conflict peace-building, and sanctions monitoring missions and monitoring no-fly zones.

In the centre of the CPSM is a image of three figures of unarmed observers. Above them flies a dove with the words "Peacekeeping" and "Service de la Paix" around the three figures. The back includes the Royal Cypher centred on a maple leaf, surrounded by two sprigs of laurel and the word "Canada".

The Canadian Forces Decoration (CD) is awarded to officers and non-commissioned members of the CF who have completed twelve years of service. The decoration is awarded to all ranks, who have a good record of conduct.

A clasp is awarded for every subsequent 10-year period of qualifying service.

The CD is a gold plated decagonal (ten-sided, representing the ten provinces) medal which bears the effigy of Her Majesty the Queen wearing a wreath of laurel leaves in her hair and facing right, circumscribed with the legend "Elizabeth II Dei Gratia Regina—Canada". The back includes the CF tri-service emblem.

THIS PAGE INTENTIONALLY LEFT BLANK

Commemorative Medals—Station #6

Commemorative medals are awarded for special anniversaries in the life of the nation or the monarch to military members and outstanding citizens from all walks of life.



Queen's Golden Jubilee



**125th Anniversary of the Confederation of
Canada**

Figure F-1 Commemorative Medals

Note. From "Directorate—Honours and Recognition", *Canadian Honours Chart*. Retrieved April 10, 2008, from http://www.dnd.ca/dhh/honours_awards/chart/engraph/home_e.asp

The Queen's Golden Jubilee medal commemorates the 50th anniversary of the accession of Her Majesty Queen Elizabeth, the second to the throne.

The circular gold-plated bronze medal bears the effigy of the Queen wearing the King George IV State Diadem, circumscribed with the inscription "Queen of Canada", "Reine du Canada". The back includes the design of a maple leaf with "Canada" at the bottom and the years 1952 and 2002 on the left and right of the Royal Cypher and Crown.

The medal was awarded to those making significant contribution to their fellow citizens, their community, or to Canada. Persons deceased prior to January 1, 1992 were not eligible for consideration.

The circular medal consists of the Royal Cypher and Crown superimposed on a large single maple leaf, circumscribed with the legend "Confederation 1867–1992" at the bottom. The back includes the shield of arms of Canada encircled by the motto ribbon of the Order of Canada and a crowned lion holding a maple leaf.

Other Honours and Awards—Station #6

Mentioned in Dispatches are given to individuals whose acts or services do not quite meet the criteria for a decoration but are nonetheless worthy of recognition.



Mentioned in Dispatches

Figure F-2 Mentioned in Dispatches

Note. From "Directorate—Honours and Recognition", *Canadian Honours Chart*. Retrieved March 30, 2009, from http://www.dnd.ca/dhh/honours_awards/chart/engraph/home_e.asp

Mentioned in Dispatches are national honours for valiant conduct, devotion to duty or other distinguishing service given to members of the CF on active service and other individuals working with or in conjunction with the CF.

The oak leaf is worn on the ribbon of the appropriate campaign of service medal. If no medal is associated with the action, the oak leaf is worn centred and horizontal, halfway between the bottom of the pocket flap and the bottom of the pocket of the service dress tunic and short-sleeved shirt.

Other Honours and Awards—Station #6

Commendations are granted to individuals demonstrating action beyond normal duty.



Chief of Defence Staff Commendation



Command Commendation

Figure F-3 Commemorative Medals

Note. From "Directorate—Honours and Recognition", *Canadian Honours Chart*. Retrieved March 30, 2009, from http://www.dnd.ca/dhh/honours_awards/chart/engraph/home_e.asp

The Chief of Defence Staff (CDS) Commendation is awarded by the Chief of Defence Staff to recognize deeds or activities above and beyond the demand of normal duty.

The CDS Commendation is a gold bar bearing three gold maple leaves.

The commendation is worn centred and horizontal, half way between the bottom of the pocket flap and the bottom of the pocket of the service dress tunic and short-sleeved shirt.

The Command Commendation is awarded by designated commanders of commands (eg, commander of first air command) and National Defence Headquarters group principals to recognize a deed or activity above and beyond the demands of normal duty.

The Command Commendation is a silver bar bearing three maple leaves.

The commendation is worn centred and horizontal, half way between the bottom of the pocket flap and the bottom of the pocket of the service dress tunic and short-sleeved shirt.

Other Honours and Awards—Station #6

The Memorial Cross is awarded by the Canadian Government as a memento of personal loss and sacrifice in respect of military personnel who sacrificed their lives for their country.



Memorial Cross

Figure F-4 Memorial Cross

Note. From "Directorate—Honours and Recognition", *Canadian Honours Chart*. Retrieved March 30, 2009, from http://www.dnd.ca/dhh/honours_awards/chart/engraph/home_e.asp

The Memorial Cross is granted to the mother (if living) and / or the widow (if legally married or common law) of a CF member who dies in a special duty area (SDA), proceeding to or returning from a SDA, or from causes directly resulting to service in a SDA.

The Memorial Cross is a sterling silver cross with arms slightly flared at the ends with a wreath of laurel leaves appearing between the cross. On the front, the Royal Cypher (EIR) appears in the center of a greek cross superimposed on the main cross with the Royal Crown at the end of the upper arm and maple leaves on the three remaining arms.

The reverse of the cross is plain. The service number, substantive rank at the time of death, initials, and surname of the person being commemorated is engraved on two lines in the centre.

Honours and Awards Activity Sheet

Station #1—Order of Military Merit

Fill in the blanks.

When was the Order of Military Merit established?

Why was the Order of Military Merit established?

What is the motto of the Order of Military Merit?

What are the three levels of membership in the Order of Military Merit?

Provide a general description of the badge of the Order of Military Merit.

THIS PAGE INTENTIONALLY LEFT BLANK

Honours and Awards Activity Sheet

Station #2–Military Valour Decorations

Match the military valour decoration with the context for which it is awarded.

		<p>This decoration is awarded for the most conspicuous bravery, a daring or pre-eminent act of valour or self-sacrifice or extreme devotion to duty, in the presence of the enemy.</p>
		<p>This decoration shall be awarded for an act of valour or devotion to duty in the presence of the enemy.</p>
		<p>This decoration shall be awarded for distinguished and valiant service in the presence of the enemy.</p>

THIS PAGE INTENTIONALLY LEFT BLANK

Honours and Awards Activity Sheet

Station #3—Decorations for Bravery

Fill in the blanks.

When were the decorations for bravery created?

What are the three levels of decorations for bravery?

What inscription is on the back of each medal?

This medal is awarded only for acts of conspicuous courage on circumstances of great peril.

This medal is awarded only for acts of conspicuous courage in circumstances of extreme peril.

This medal is awarded only for acts of bravery in hazardous circumstances.

THIS PAGE INTENTIONALLY LEFT BLANK

Honours and Awards Activity Sheet

Station #4—Meritorious Service Decorations

Fill in the blanks.

What is honoured by meritorious service decorations?

Meritorious service decorations are divided into civilian and military awards, with which two levels in each category?

The military division recognizes CF members for what?

This recognizes a military deed or activity that has been performed in a highly professional manner or of a very high standard that brings benefit or honour to the CF.


The Meritorious Service Cross recognizes what?

THIS PAGE INTENTIONALLY LEFT BLANK

Honours and Awards Activity Sheet

Station #5–Sacrifice Medal

Describe the medal.

Medal	Context for Which the Medal is Awarded	Description of Medal
	<p>The medal recognizes those who are killed or wounded under honourable circumstances as a direct result of a hostile or perceived hostile action. The wounds sustained required treatment by a physical and the treatment was documented. Members of the CF, a member of an allied force working as an integral part of the CF, civilian employees, and civilians under contract with the Government of Canada are eligible to receive this award.</p>	



Honours and Awards Activity Sheet

Station #5—Campaign and Service Medals



Fill in the blanks.

What is the difference between Campaign and Service Medals?

Match the medal with the context for which it is awarded or its description.

- | | |
|--|--|
| 1.  | This is awarded to members of the CF who are deployed into a defined theatre of operations to take part in operations in the presence of an armed enemy. It is always issued with a bar specifying the operations being recognized—Allied Force or International Security Assistance Force—and each bar has its own criteria. |
| 2. Somalia Medal | This medal is a gold-plated decagonal (ten-sided, representing the ten provinces) medal which bears the effigy of Her Majesty the Queen wearing a wreath of laurel leaves in her hair and facing right, circumscribed with the legend "Elizabeth II Dei Gratia Regina—Canada". The back includes the CF tri-service emblem. |
| 3.  | This medal recognizes CF members who have performed a service under exceptional circumstances, in a clearly defined locality for a specified duration. The medal recognizes approved activities underway on June 11, 1984, or subsequently established. This medal is always issued with a bar that identifies the special service—Pakistan (1989–1990), Alert, Peace (November 1947–June 21, 2001), NATO, Humanitas (June 11, 1984–present) and Ranger (since 1947)—being recognized, each bar having its own criteria. |
| 4. General Service Medal | In the centre of this medal is an image of three figures of unarmed observers. Above them flies a dove with the words "Peacekeeping" and "Service de la Paix" around the three figures. The back includes the Royal Cypher centered on a maple leaf, surrounded by two sprigs of laurel and the word "Canada". |

Match the medal with the context for which it is awarded or its description.

- | | | |
|----|--|---|
| 5. |  | <p>The silver circular medal has the effigy of the Queen, with the legend "Elizabeth II Dei Gratia Regina Canada" and "Canada" positioned at the bottom. The back includes a representation of Hydra, a many-headed serpent of Greek mythology described as a multifarious evil not to be overcome by a single effort, symbolizing international terrorism. Each head is different, symbolizing the idea that evil is found in every part of the world and that its face is constantly changing. The Hydra is transfixed by a Canadian sword and over the design is the Latin phrase, "Adversus malum pugnamus"—"We are fighting evil".</p> |
| 6. | <p>Canadian Peacekeeping Service Medal</p> | <p>The circular gold-plated bronze medal has three maple leaves, in line, overlapping in the centre, with "Canada" inscribed above and two sprigs of laurel leaves below. On the back is the Royal Cypher surrounded by the inscription "Somalia Somalie 1992–1993".</p> |
| 7. |  | <p>The silver circular medal has the effigy of the Queen, surrounded by the inscriptions "Elizabeth II Dei Gratia Regina Canada" and "Canada". The back includes two crossed swords, an anchor and a flying eagle superimposed on each other, the whole surrounded by two branches of maple leaves which form the wreath and surmounted by the Royal Crown. The wreath represents honour, the maple leaves represent Canada, the anchor, crossed swords and eagle represent the three services, and the crown represents the Queen.</p> |
| 8. | <p>South-West Asia Service Medal</p> | <p>This medal recognizes the persons deployed to or in direct support of the operations against Iraq during the Gulf war. The medal is awarded to persons who served a minimum of 30 cumulative days in theatre between August 2, 1990 and June 27, 1991, on operations to defend against aggression and to liberate Kuwait. Those who served for at least one day, in the theatre of operations, during the hostilities January 16, 1991 to March 3, 1991, are eligible for the medal and bar.</p> |

THIS PAGE INTENTIONALLY LEFT BLANK

Honours and Awards Activity Sheet

Station #6—Commemorative Medals

Identify the commemorative medal and provide a description of the medal.

Context for which medal is awarded	Medal	Description of medal
<p>The medal was awarded to those making significant contribution to their fellow citizens, their community, or to Canada. Persons deceased prior to January 1, 1992, were not eligible for consideration.</p>		
<p>This medal commemorates the 50th anniversary of the accession of Her Majesty Queen Elizabeth the second to the throne.</p>		
<p>The oak leaf is a national honour for valiant conduct, devotion to duty or other distinguishing service given to members of the CF on active service and other individuals working with or in conjunction with the CF.</p>		
<p>The commendation is awarded by the Chief of Defence Staff to recognize deeds or activities above and beyond the demand of normal duty.</p>		
<p>The commendation is awarded by designated commanders of commands and National Defence Headquarters group principals (eg, commander of first air command) to recognize a deed or activity above and beyond the demands of normal duty.</p>		

Context for which medal is awarded	Medal	Description of medal
The medal is awarded to the mother (if living) and / or the widow (if legally married or common law) of a CF member who dies in a special duty area (SDA), proceeding to or returning from a SDA or from causes directly resulting to service in a SDA.		

Honours and Awards Answer Key

Station #1—Order of Military Merit




Fill in the blanks.

When was the Order of Military Merit established?	1972
Why was the Order of Military Merit established?	Means of recognizing conspicuous merit and exceptional service by members of the CF, both Regular and Reserve.
What is the motto of the Order of Military Merit?	"OFFICIUM ANTE COMMODUM"
What are the three levels of membership in the Order of Military Merit?	Member, Officer, Commander
Provide a general description of the badge of the Order of Military Merit.	The badge of the order is a blue-enameled, straight-end cross pattee (four arms, narrow at the centre and expanding towards the ends). The badge is edged in gold (officer, commander) or silver (member). The maple leaf in the centre of the badge is red (commander), gold (officer), or silver (member). The circle is red with white lettering in gold (officer, commander) or silver (member), and is surmounted by a St. Edward's Crown.

Honours and Awards Answer Key

Station #2–Military Valour Decorations

Match the military valour decoration with the context for which it is awarded.

		<p>This decoration is awarded for the most conspicuous bravery, a daring or pre-eminent act of valour or self-sacrifice or extreme devotion to duty, in the presence of the enemy.</p>
		<p>This decoration shall be awarded for an act of valour or devotion to duty in the presence of the enemy.</p>
		<p>This decoration shall be awarded for distinguished and valiant service in the presence of the enemy.</p>

Honours and Awards Answer Key

Station #3—Decorations for Bravery

Fill in the blanks.

When were the decorations for bravery created?	1972
What are the three levels of decorations for bravery?	Cross of Valour Star of Courage Medal of Bravery
What inscription is inscribed on the back of each medal?	"Valour Vaillance" "Courage"
This medal is awarded only for acts of conspicuous courage in circumstances of great peril.	Star of Courage
This medal is awarded only for acts of conspicuous courage in circumstances of extreme peril.	Cross of Valour
This medal is awarded only for acts of bravery in hazardous circumstances.	Medal of Bravery

Honours and Awards Answer Key

Station #4—Meritorious Service Decorations

Fill in the blanks.

What is honoured by meritorious service decorations?

Meritorious service decorations honour either a single achievement or an activity over a specified period.

Meritorious service decorations are divided into civilian and military awards, with which two levels in each category?

Medal, and Cross

The military division recognizes CF members for what?

The military division recognizes individuals for outstanding professionalism and for bringing honour to the CF.

This recognizes a military deed or activity that has been performed in a highly professional manner or of a very high standard that brings benefit or honour to the CF.

Meritorious Service Medal


The Meritorious Service Cross recognizes what?

The Meritorious Service Cross (MSC) recognizes a military deed or activity that has been performed in an outstandingly professional manner, according to a rare high standard that brings considerable benefit or great honour to the CF.

Honours and Awards Answer Key

Station #5–Sacrifice Medal

Describe the medal.

Medal	Context for which medal is awarded	Description of Medal
	<p>The medal recognizes those who are killed or wounded under honourable circumstances as a direct result of a hostile or perceived hostile action. The wounds sustained required treatment by a physical and the treatment was documented. Members of the CF, a member of an allied force working as an integral part of the CF, civilian employees, and civilians under contract with the Government of Canada are eligible to receive this award.</p>	<p>The silver circular medal has the effigy of the Queen, with the legend "Elizabeth II Dei Gratia Regina Canada" and "Canada" separated by small maple leaves.</p> <p>On the back is a representation of the statue named CANADA—which forms part of the Canadian National Vimy Memorial, facing right, overlooking the horizon with the inscription SACRIFICE appearing in the lower right half of the medal.</p>

Honours and Awards Answer Key

Station #5—Campaign and Service Medals



Fill in the blanks.

What is the difference between Campaign and Service Medals?



A campaign medal is awarded only to those who serve inside a specified theatre of operation.

Service medals are awarded to those who serve in direct support of the operation from outside the theatre.

Match the medal with the context for which it is awarded or its description.

- | | | |
|----|---|--|
| 1. |  | <p>3. This is awarded to members of the CF who are deployed into a defined theatre of operations to take part in operations in the presence of an armed enemy. It is always issued with a bar specifying the operations being recognized—Allied Force or International Security Assistance Force—and each bar has its own criteria.</p> |
| 2. | Somalia Medal | <p>7. This medal is a gold-plated decagonal (ten-sided, representing the ten provinces) medal which bears the effigy of Her Majesty the Queen wearing a wreath of laurel leaves in her hair and facing right, circumscribed with the legend " Elizabeth II Dei Gratia Regina—Canada". The back includes the CF tri-service emblem.</p> |
| 3. |  | <p>5. This medal recognizes CF members who have performed a service under exceptional circumstances, in a clearly defined locality for a specified duration. The medal recognizes approved activities underway on June 11, 1984, or subsequently established. This medal is always issued with a bar that identifies the special service—Pakistan (1989–1990), Alert, Peace (November 1947–June 21, 2001), NATO, Humanitas (June 11, 1984–present) and Ranger (since 1947)—being recognized, each bar having its own criteria.</p> |
| 4. | General Service Medal | <p>6. In the centre of this medal is an image of three figures of unarmed observers. Above them flies a dove with the words "Peacekeeping" and "Service de la Paix" around the three figures. The back includes the Royal Cypher centered on a maple leaf, surrounded by two sprigs of laurel and the word "Canada".</p> |

Match the medal with the context for which it is awarded or its description.

5.		<p>8. The silver circular medal has the effigy of the Queen, with the legend "Elizabeth II Dei Gratia Regina Canada" and "Canada" positioned at the bottom. The back includes a representation of Hydra, a many-headed serpent of Greek mythology described as a multifarious evil not to be overcome by a single effort, symbolizing international terrorism. Each head is different, symbolizing the idea that evil is found in every part of the world and that its face is constantly changing. The Hydra is transfixed by a Canadian sword and over the design is the Latin phrase, "Adversus malum pugnamus"—"We are fighting evil".</p>
6.	<p>Canadian Peacekeeping Service Medal</p>	<p>2. The circular gold-plated bronze medal has three maple leaves, in line, overlapping in the centre, with "Canada" inscribed above and two sprigs of laurel leaves below. On the back is the Royal Cypher surrounded by the inscription "Somalia Somalie 1992–1993".</p>
7.		<p>4. The silver circular medal has the effigy of the Queen, surrounded by the inscriptions "Elizabeth II Dei Gratia Regina Canada" and "Canada". The back includes two crossed swords, an anchor and a flying eagle superimposed on each other, the whole surrounded by two branches of maple leaves which form the wreath and surmounted by the Royal Crown. The wreath represents honour, the maple leaves represent Canada, the anchor, crossed swords and eagle represent the three services, and the crown represents the Queen.</p>
8.	<p>South-West Asia Service Medal</p>	<p>1. This medal recognizes the persons deployed to or in direct support of the operations against Iraq during the Gulf war. The medal is awarded to persons who served a minimum of 30 cumulative days in theatre between August 2, 1990 and June 27, 1991, on operations to defend against aggression and to liberate Kuwait. Those who served for at least one day, in the theatre of operations, during the hostilities January 16, 1991 to March 3, 1991, are eligible for the medal and bar.</p>

Honours and Awards Answer Key

Station #6—Commemorative Medals

Fill in the blanks.

Identify the commemorative medal and provide a description of the medal.

Context for which medal is awarded	Medal	Description of medal
<p>The medal was awarded to those making significant contribution to their fellow citizens, their community, or to Canada. Persons deceased prior to January 1, 1992, were not eligible for consideration.</p>	<p>125th Anniversary of the Confederation of Canada</p>	<p>The circular medal consists of the Royal Cypher and Crown superimposed on a large single maple leaf, circumscribed with the legend "Confederation 1867–1992" at the bottom. The back includes the shield of arms of Canada encircled by the motto ribbon of the Order of Canada and a crowned lion holding a maple leaf.</p>
<p>This medal commemorates the 50th anniversary of the accession of Her Majesty Queen Elizabeth the second to the throne.</p>	<p>Queen's Golden Jubilee</p>	<p>The circular gold-plated bronze medal bears the effigy of the Queen wearing the King George IV State Diadem, circumscribed with the inscription "Queen of Canada", "Reine du Canada". The back includes the design of a maple leaf with "Canada" at the bottom and the years 1952 and 2002 on the left and right of the Royal Cypher and Crown.</p>
<p>The oak leaf is a national honour for valiant conduct, devotion to duty or other distinguishing service given to members of the CF on active service and other individuals working with or in conjunction with the CF.</p>	<p>Mentioned in Dispatches</p>	<p>An oak leaf worn on the ribbon of the appropriate campaign of service medal or if no medal is associated with the action, worn centred and horizontal, halfway between the bottom of the pocket flap and the bottom of the pocket of the service dress tunic and short-sleeved shirt.</p>
<p>The commendation is awarded by the Chief of Defence Staff to recognize deeds or activities above and beyond the demand of normal duty.</p>	<p>CDS Commendation</p>	<p>A gold bar bearing three gold maple leaves. The commendation is worn centred and horizontal, half way between the bottom of the pocket flap and the bottom of the pocket of the service dress tunic and short-sleeved shirt.</p>

Context for which medal is awarded	Medal	Description of medal
<p>The commendation is awarded by designated commanders of commands and National Defence Headquarters group principals (eg, commander of first air command) to recognize a deed or activity above and beyond the demands of normal duty.</p>	<p>Command Commendation</p>	<p>A silver bar bearing three maple leaves. The commendation is worn centred and horizontal, half way between the bottom of the pocket flap and the bottom of the pocket of the service dress tunic and short-sleeved shirt.</p>
<p>The medal is granted to the mother (if living) and / or the widow (if legally married or common law) of a CF member who dies in a special duty area (SDA), proceeding to or returning from a SDA or from causes directly resulting to service in a SDA.</p>	<p>Memorial Cross</p>	<p>A sterling silver cross with arms slightly flared at the ends with a wreath of laurel leaves appearing between the cross. On the front, the Royal Cypher (EIIR) appears in the center of a greek cross superimposed on the main cross with the Royal Crown at the end of the upper arm and maple leaves on the three remaining arms. The reverse of the cross is plain. The service number, substantive rank at the time of death, initials, and surname of the person being commemorated is engraved on two lines in the centre.</p>

THIS PAGE INTENTIONALLY LEFT BLANK