



National  
Defence

Défense  
nationale

A-CR-CCP-912/PW-001



# Canadian Cadet Organizations

## Pipe Band – Bagpipe Reference Manual



### Chapter 2

## Bagpipe – Level Two

# Chapter 2 – Table of Contents

Description	Tempo (BPM)	Page
<b>Section 1 Technique Exercises</b>		
High A Grace Note		2-1-1
Strikes		2-1-2
High A Throw		2-1-5
High G Throw		2-1-6
D Throw		2-1-7
The Birl		2-1-8
Low G Doubling		2-1-10
Low A Doubling		2-1-11
B Doubling		2-1-12
C Doubling		2-1-13
D Doubling		2-1-14
E Doubling		2-1-15
F Doubling		2-1-16
<b>Section 2 Repertoire</b>		
Mairi's Wedding – Elementary	96	2-2-1
The Green Hills of Tyrol – Elementary	96	2-2-2
When the Battles O'er – Elementary	96	2-2-3
Scotland the Brave – Elementary	96	2-2-4
The Blue Bells of Scotland – Elementary	96	2-2-5
The Nut Brown Maiden – Elementary	96	2-2-6
Will Ye No Come Back Again – Elementary	96	2-2-7
The Quaker's Wife – Elementary	96	2-2-8
The Steamboat – Elementary	96	2-2-9
The Fairy Lullaby – Elementary	48	2-2-10
Going Home – Elementary	48	2-2-11
The Skye Boat Song – Elementary	48	2-2-12
Amazing Grace – Elementary	48	2-2-13
Advance – Elementary	96	2-2-14
General Salute (Maple Leaf Forever) – Elementary	96	2-2-14



C  
H  
A  
P  
T  
E  
R  
  
2



# Section 1

## Technique Exercises



# High A Grace Note

1



2



3



Three musical staves in 4/4 time, each starting with a repeat sign. Staff 1 shows a sequence of eighth notes with grace notes on the first, third, fifth, seventh, and ninth notes. Staff 2 shows a sequence of eighth notes with grace notes on the second, fourth, sixth, eighth, and tenth notes. Staff 3 shows a sequence of eighth notes with grace notes on the first, third, fifth, seventh, and ninth notes, ending with a double bar line.

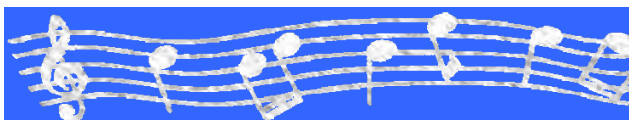
The High A Grace Note – Written vs. Played



A musical staff in 4/4 time illustrating the difference between written and played notation for a high A grace note. The first part, labeled 'Written', shows a quarter note on G4 with a grace note on A4. The second part, labeled 'Played', shows a quarter note on G4 with a grace note on A4 that is positioned lower on the staff, indicating it is played lower than written.

Written

Played



2-1-1



# Strikes

## 4 Low A Strike



The Low A Strike – Written vs. Played



Written

Played

## 5 B Strike

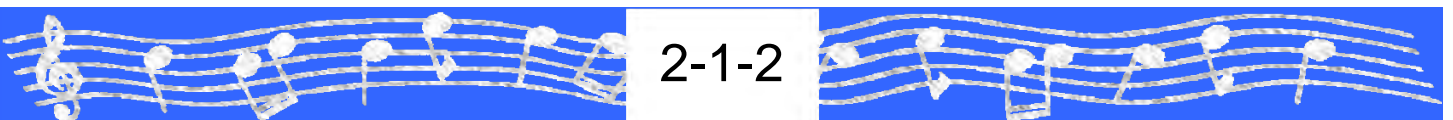


The High A Grace Note – Written vs. Played



Written

Played



# Strikes

## 7 C Strike



The C Strike – Written vs. Played



Written

Played

## 9 D Strike (Closed)



The D Strike – Written vs. Played

The D Strike – Played Open



Written

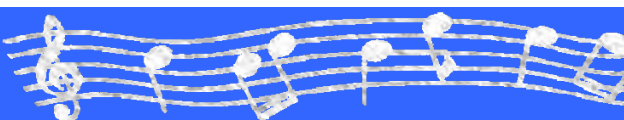
Played

The D Strike – Played Closed



Written

Played





# High A Throw

14 

15 

16 

17 

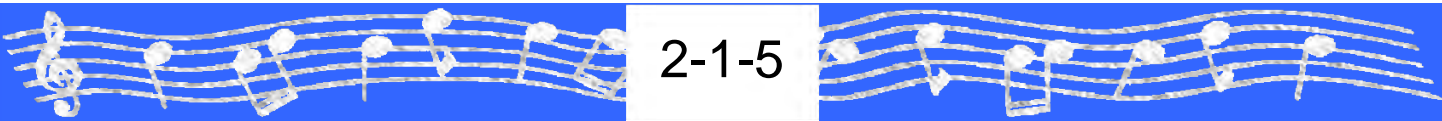
18 

19 

The High A Throw – Written vs. Played



Written                      Played



2-1-5



# High G Throw

20

21

22

23

24

25

The High G Throw – Written vs. Played

Written                      Played

# D Throw

26 

27 

28 

29 

30 

31 

The D Throw – Written vs. Played



Written Played

# The Bird



## The Bird (from Low A) – Written vs. Played



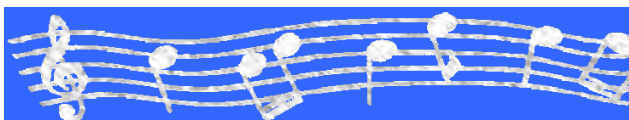
Written

Played

Due to the nature of the bird, there are three ways in which it can be played:

- the PUSH–PULL,
- the TAP–PULL, and
- the TAP–TAP.

PUSH and PULL both refer to a sliding motion of the pinky across the low A hole and TAP refers to a strike-like tapping of the low A hole. All three methods produce a similar result; however, the PUSH–PULL method is the most common and easiest to master.



2-1-8



# The Birl

37 

The Birl (from notes other than Low A) – Written vs. Played



Written Played

38 

The High G Grace Note Birl – Written vs. Played



Written Played

# Low G Doubling

39 

40 





41 

42 

43 

44 

The Low G Doubling – Written vs. Played

The Low G Doubling		The Low G Doubling from High G	
			
Written	Played	Written	Played

# Low A Doubling

45 

46 





47 

48 

49 

50 

The Low A Doubling – Written vs. Played

The Low A Doubling		The Low A Doubling from High G	
			
Written	Played	Written	Played

# B Doubling

51

52

53

54

55

56

The B Doubling – Written vs. Played

The B Doubling		The B Doubling from High G	
Written	Played	Written	Played

# C Doubling

57 

58 





59 

60 

61 

62 

The C Doubling – Written vs. Played

The C Doubling		The C Doubling from High G	
			
Written	Played	Written	Played



# D Doubling

63

64

65

66

67

68

The D Doubling – Written vs. Played

<p>The D Doubling</p> <p>Written                  Played</p>	<p>The D Doubling from High G</p> <p>Written                  Played</p>
--	--

# E Doubling

69

70

71

72

73

74

The E Doubling – Written vs. Played

<p>The E Doubling</p> <p>Written                  Played</p>	<p>The E Doubling from High G</p> <p>Written                  Played</p>
--	--

# F Doubling

**75**

**76**

**77**

**78**

**79**

**80**

The F Doubling – Written vs. Played

The F Doubling		The F Doubling from High G	
Written	Played	Written	Played



C  
H  
A  
P  
T  
E  
R  
  
2



# Section 2

## Repertoire




# Mairi's Wedding

March  
Elementary

Arr: Maj A.M. Cairns MMM CD

The musical score is written in 2/4 time and consists of five staves. The first staff begins with a treble clef, a 2/4 time signature, and a repeat sign. The melody is composed of eighth and quarter notes. The second staff continues the melody. The third staff also continues the melody. The fourth staff is marked with a first ending bracket and a '1' above it. The fifth staff is marked with a second ending bracket and a '2' above it. Both endings conclude with a double bar line and repeat dots.




# The Green Hills of Tyrol

Retreat March  
Elementary

Arr: Maj A.M. Cairns MMM CD

The musical score consists of four staves of music in 3/4 time. The first staff begins with a treble clef and a 3/4 time signature. The music is written in a simple, rhythmic style suitable for elementary school students. The melody is primarily composed of quarter and eighth notes, with some rests. The piece concludes with a double bar line and repeat dots.



2-2-2




# When The Battles O'er

Retreat March  
Elementary

Arr: Maj A.M. Cairns MMM CD

The image displays a musical score for the piece 'When The Battles O'er'. It consists of four staves of music, each beginning with a treble clef and a 3/4 time signature. The music is written in a simple, rhythmic style suitable for elementary school students. The first staff starts with a repeat sign. The second staff ends with a repeat sign. The third and fourth staves also contain musical notation with repeat signs at their respective ends. The notes are primarily quarter and eighth notes, with some rests.



2-2-3






# Scotland The Brave

March  
Elementary

Arr: Maj A.M. Cairns MMM CD

The image displays a musical score for the march 'Scotland The Brave'. It consists of four staves of music, each beginning with a treble clef and a 4/4 time signature. The notation is a single melodic line, featuring a series of eighth and sixteenth notes with stems pointing downwards. The piece concludes with a double bar line.



2-2-4




# The Blue Bells of Scotland

March  
Elementary

Arr: Maj A.M. Cairns MMM CD

The image shows a musical score for the march 'The Blue Bells of Scotland'. It consists of three staves of music written in 4/4 time. The first staff begins with a treble clef, a key signature of one sharp (F#), and a repeat sign. The melody is composed of eighth and quarter notes, with some beamed eighth notes. The second and third staves continue the melody, with the third staff ending with a final double bar line. The music is arranged for elementary-level players.



2-2-5




# The Nut Brown Maiden

March  
Elementary

Arr: Maj A.M. Cairns MMM CD

The musical score is written on four staves in 4/4 time. The first staff begins with a treble clef, a key signature of one sharp (F#), and a repeat sign. The melody consists of eighth and quarter notes with various phrasing slurs. The second staff continues the melody with similar phrasing. The third staff begins with a repeat sign and continues the melody. The fourth staff concludes the piece with a final cadence. The notation includes stems, beams, and slurs to indicate the rhythmic and melodic structure.



2-2-6




# Will Ye No Come Back Again

March  
Elementary

Arr: Maj A.M. Cairns MMM CD

The image displays a musical score for the march 'Will Ye No Come Back Again'. It consists of four staves of music, each beginning with a treble clef and a 4/4 time signature. The notation includes various note values such as quarter, eighth, and sixteenth notes, as well as rests and slurs. The music is presented in a clear, legible format suitable for elementary-level students.




# The Quaker's Wife

March  
Elementary

Arr: Maj A.M. Cairns MMM CD

The musical score is written for a single melodic line in 6/8 time. It consists of four staves of music. The first staff begins with a repeat sign and contains the first eight measures. The second staff continues the melody for the next eight measures. The third staff contains the next eight measures, and the fourth staff concludes the piece with the final eight measures, ending with a double bar line and repeat dots. The melody is composed of eighth and sixteenth notes, with some rests and a final cadence.



2-2-8



# The Steamboat

March  
Elementary

Arr: Capt V. Steeves CD

The musical score for 'The Steamboat' is presented in four staves of music. The first staff begins with a treble clef, a 6/8 time signature, and a repeat sign. The melody consists of eighth and sixteenth notes, with some notes beamed together. The second staff continues the melody. The third staff begins with a repeat sign and continues the melody. The fourth staff concludes the piece with a double bar line and repeat dots.



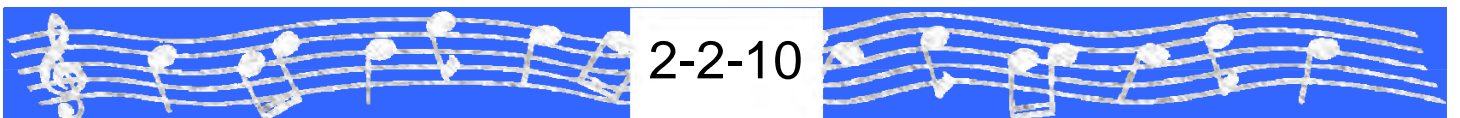
2-2-9



# The Fairy Lullaby

Slow March  
Elementary

Arr: Maj A.M. Cairns MMM CD




# Going Home

Slow March  
Elementary

Arr: Major A.M. Cairns MMM CD

The musical score consists of six staves of music in 6/8 time. The first staff begins with a treble clef and a key signature of one flat (Bb). The melody is composed of eighth and quarter notes, with some notes beamed together. The second and third staves continue the melody with similar rhythmic patterns. The fourth staff features a more complex rhythmic pattern with eighth notes and rests. The fifth and sixth staves conclude the piece with a final cadence, including a double bar line at the end of the sixth staff.





# The Skye Boat Song

Slow March  
Elementary

Arr: Maj A.M. Cairns MMM CD




# Amazing Grace

Hymn  
Elementary

Arr: Maj A.M. Cairns MMM CD

The musical score for 'Amazing Grace' is presented in 3/4 time. It consists of four staves of music. The first staff begins with a treble clef, a 3/4 time signature, and a repeat sign. The melody is composed of quarter and eighth notes, with some notes beamed together. The second and third staves continue the melody with similar rhythmic patterns. The fourth staff concludes the piece with a double bar line and repeat dots, and includes first and second endings marked with '1' and '2' respectively.



# Advance and General Salute

Advance – March  
Elementary

Scotland the Brave


Arr: Maj A.M. Cairns MMM CD



General Salute – March  
Elementary

The Maple Leaf Forever

Arr: Maj A.M. Cairns MMM CD



2-2-14

